



# Interstellar Cosmic-Ray Spectrum from Gamma Rays and Synchrotron

---



**Chuck Dermer**

Naval Research Laboratory, Washington, DC  
charles.dermer@nrl.navy.mil

**Andy Strong**

Max-Planck-Institut für extraterrestrische Physik, Garching, Germany  
aws@mpe.mpg.de

&

**T. Kamae, N. Mazziotta, E. Orlando, F. Stecker, L. Tibaldo**

***Goal: Determine the local interstellar cosmic-ray spectrum***

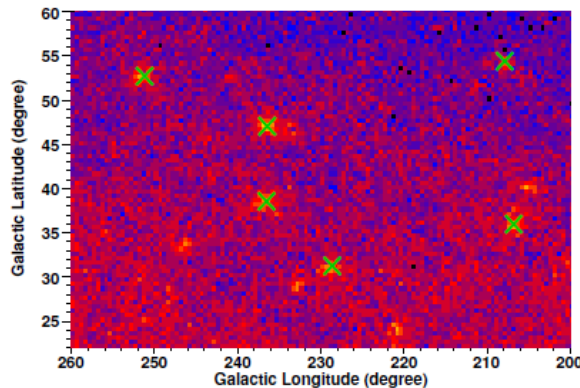
Direct detection  $\gtrsim 10$  GeV/nuc;  $\gamma$ -ray detection  $\gtrsim 400$  MeV/nuc

## Outline

1. Fermi-LAT emissivity measurements
2. Uncertainties in nuclear production cross sections
3. Shock-acceleration spectrum: power-law in momentum
4. Fits to emissivity spectrum  $\Rightarrow$  cosmic-ray spectrum
5. Deviations from momentum power-law
6. Implications for the theory of cosmic-ray origin



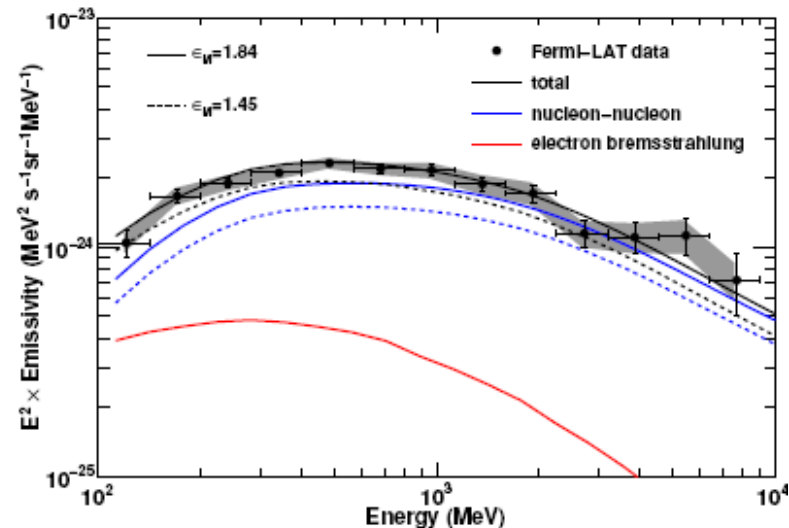
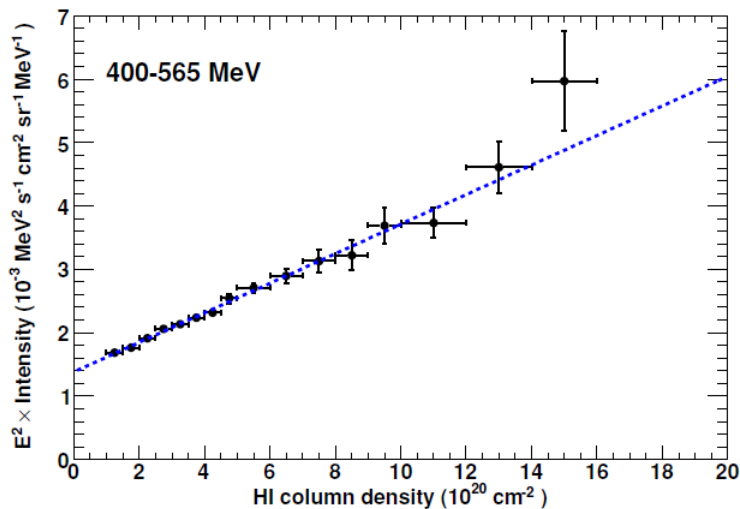
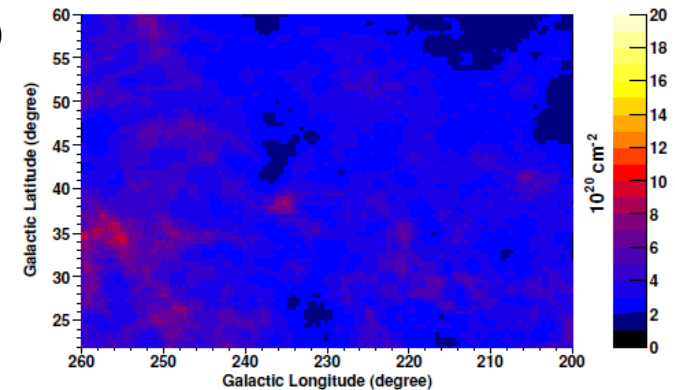
Abdo et al., Ap J, 703, 1249, 2009



4 Aug 2008 – 31 Jan 2009 (6 mos)

LAT observations in third quadrant  
( $200^\circ < \ell < 260^\circ$ ,  $22^\circ < |b| < 60^\circ$ )

No known molecular clouds, point sources subtracted; low ionized H  
 $N(\text{HII}) \sim 1\text{-}2 \times 10^{20} \text{cm}^{-2}$



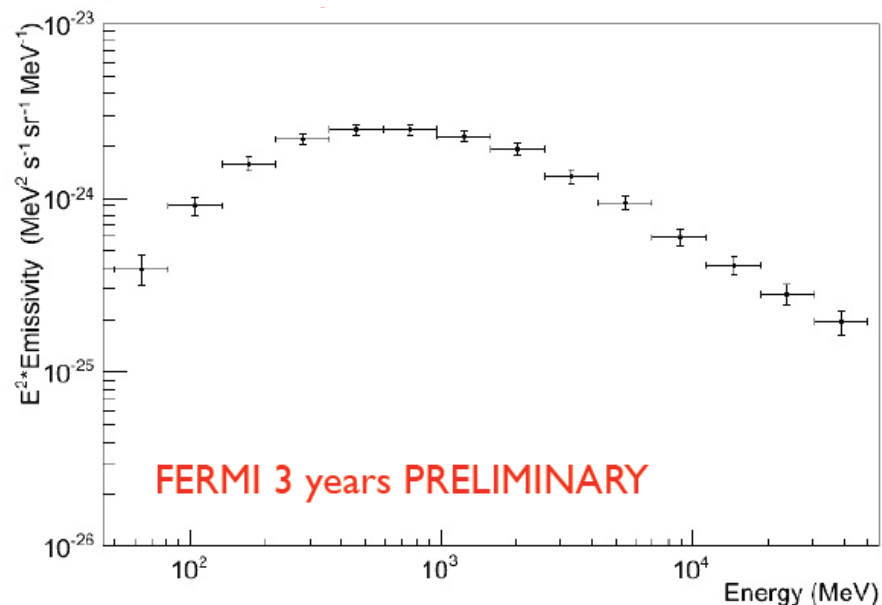
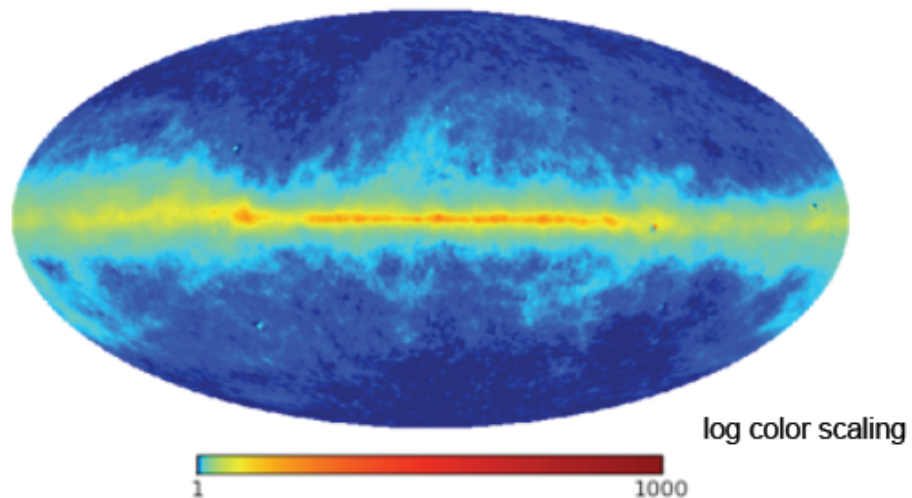
Residual 100 MeV - 10 GeV  $\gamma$ -ray intensity exhibits linear correlation with  $N(\text{HI})$   
 Measured integral  $\gamma$ -ray emissivity:  $(1.63 \pm 0.05) \times 10^{-26} \text{ ph}( > 100 \text{ MeV}) \text{ s}^{-1} \text{ sr}^{-1} \text{ H-atom}^{-1}$   
 with an additional systematic error of  $\sim 10\%$ .

## 3 Year Fermi-LAT Emissivity Spectrum



Ref.: J.-M. Casandjian, Wednesday Parallel C, Gamma 2012, paper in preparation

LAT counts correlated with atomic hydrogen



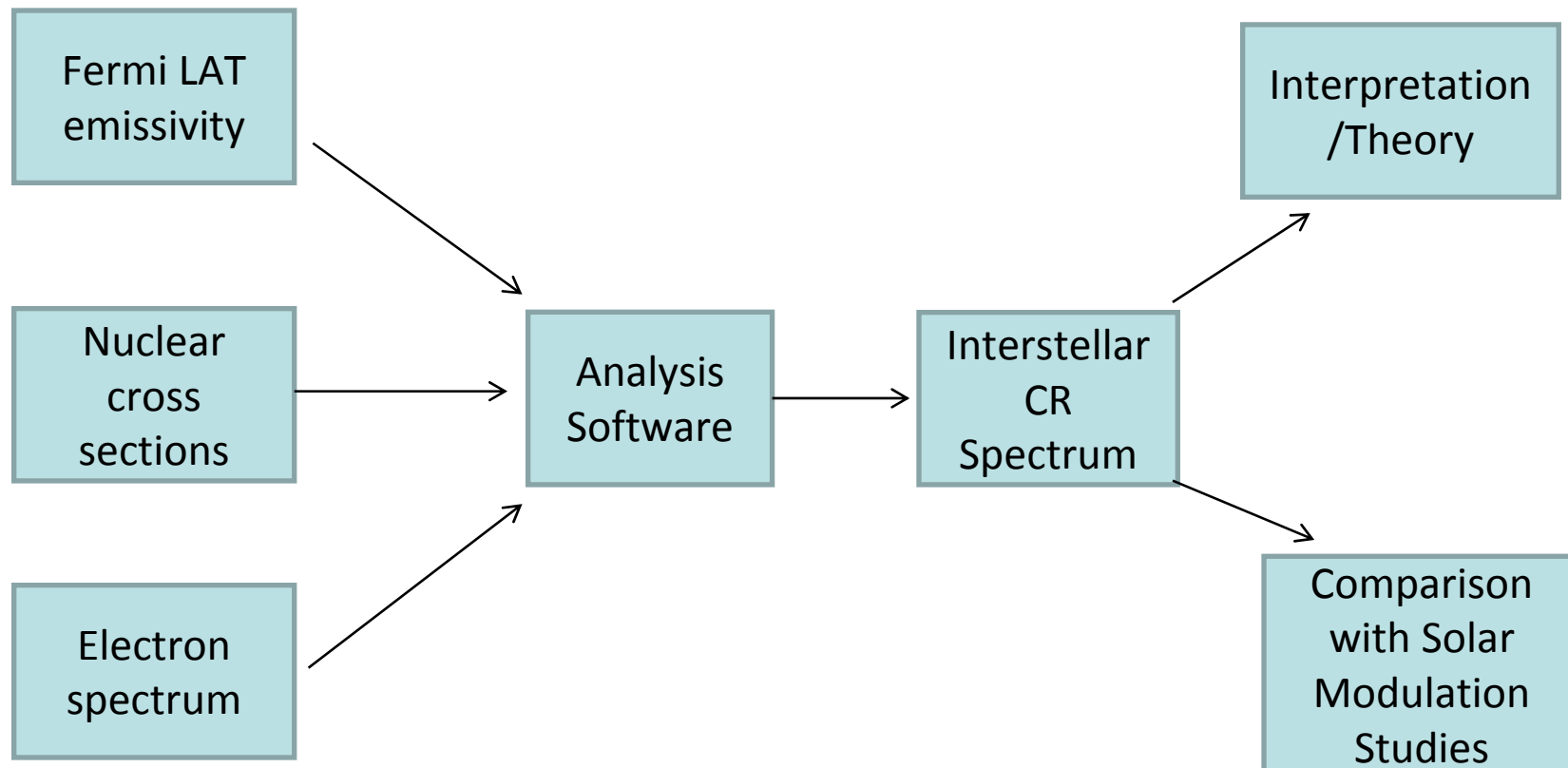

Template mapping, after subtracting point and extended sources and isotropic emission  
Dispersion correction at low energies

How to explain the spectrum? Cosmic rays colliding with gas in the Galaxy

$p + p, p + \alpha, \text{ etc.} \rightarrow \gamma + X$ , dominated by  $\pi^0 \rightarrow 2\gamma$

cosmic-ray electron bremsstrahlung

## Deriving Local Interstellar Cosmic Ray Spectrum





$$p+p \rightarrow \gamma + X \text{ (most through } p+p \rightarrow \pi^0 \rightarrow 2\gamma \text{)}$$

- Isobar + Scaling Model**

- Fireball /Fermi (1950) Statistical Theory
- Resonance Baryon Excitation (Stecker 1968)
- Feynman Scaling (Stephens & Badhwar 1981; Blattnig et al. 2000)
- Hybrid Model (Dermer 1986)

- Diffraction Effects + Scaling Violations**

- $\Delta(1236)$
- $N(1600)$
- Diffraction
- Non-diffractive/scaling (Kamae et al. 2005, 2006)

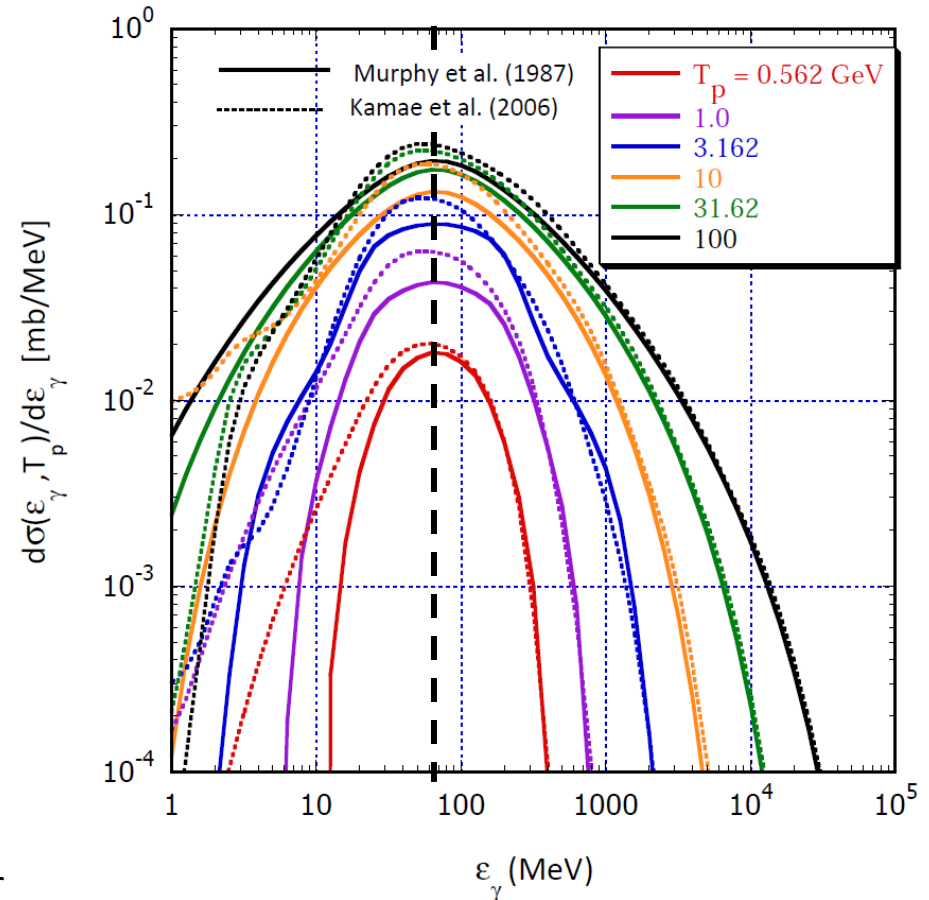
- Monte Carlo Event Generators** Kamae et al. (PYTHIA); Huang et al. (2007: DPMJET-III); Kelner et al. (2006; SIBYLL); Kachelriess & Ostapchenko (2012: QGSJET-II); FLUKA

**Comparison of Different Models:**

30% uncertainty at  $E_\gamma < 100$  MeV and <10-15% uncertainty at  $E_\gamma > 1$  GeV

- Cross Section Enhancement**

- $p+\alpha, \alpha+p, \alpha+\alpha, p+C, \dots$ ; nuclear enhancement factor  $k = 1.45 - 1.84$  ( $\approx 1.8-2.0$  Mori 1997, 2009)
- But...spectral differences



# Measured Cosmic-Ray Spectrum



Naïve Theoretical Expectations:  
1<sup>st</sup> order Fermi shock spectrum

- Test particle limit
- Strong shock

$$\frac{d\dot{N}}{dp} \propto p^{-s_{inj}}, s_{inj} = 2.2 - 2.3$$

Steepening due to escape

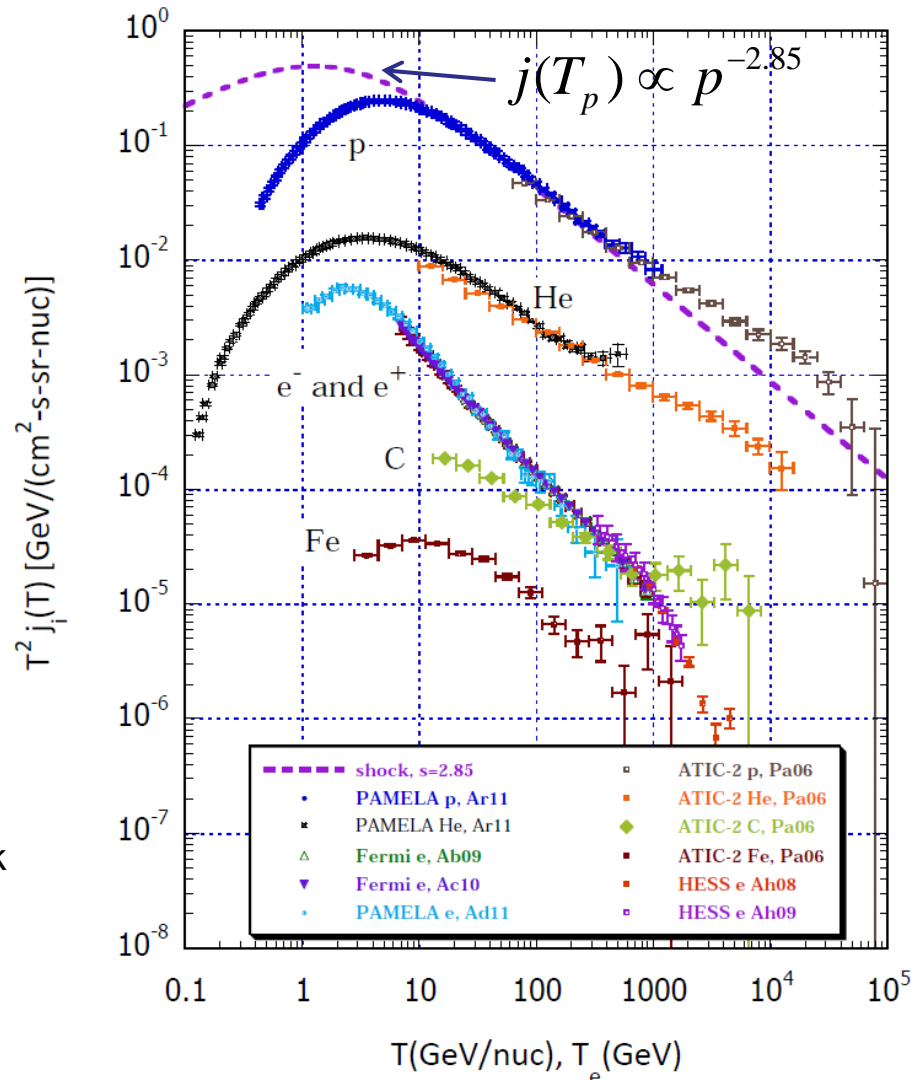
$$t_{esc} \propto p^\delta, \delta \approx 0.5$$

$$\frac{dN}{dp} \propto \frac{d\dot{N}}{dp} t_{esc} \propto p^{-s}, s = s_{inj} + \delta$$

$$\therefore j(T_p) \propto \beta \frac{dN}{dT_p} \propto \frac{dN}{dp} \propto p(T_p)^{-s}$$

Power-law momentum spectrum makes break  
in kinetic energy representation

Search for deviations from cosmic ray flux  
given by power-law in momentum



## Fits to $\gamma$ -ray Emissivity

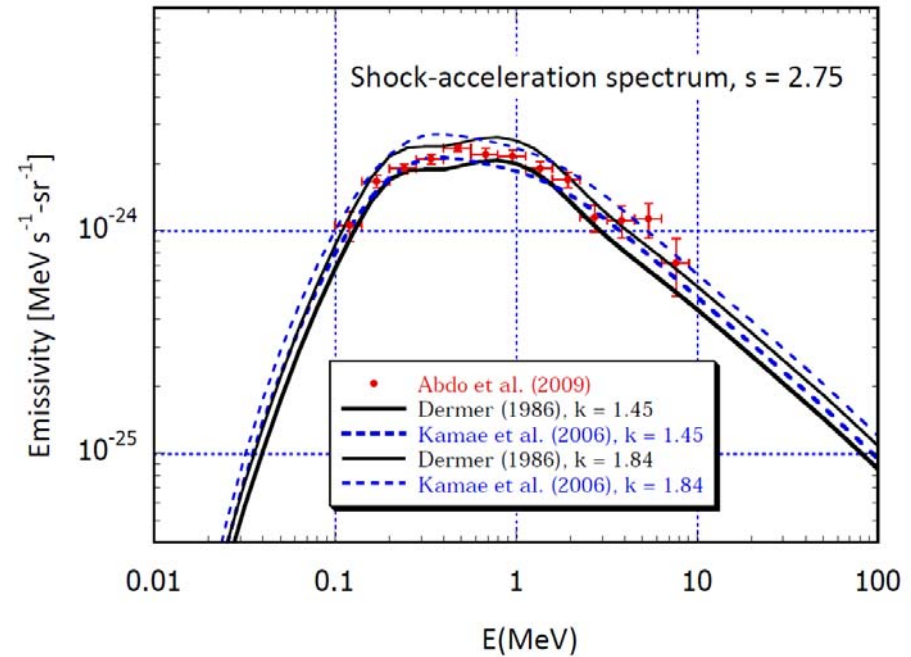


Protons only; ions treated through nuclear enhancement factor  $k$

$$j(T_p) = 2.2 p^{-2.75} (\text{cm}^2\text{-s-sr-GeV})^{-1}$$

Gives adequate fit to data within uncertainties of nuclear physics

### Photon Spectrum



Dermer (2012)

# Fits to $\gamma$ -ray Emissivity



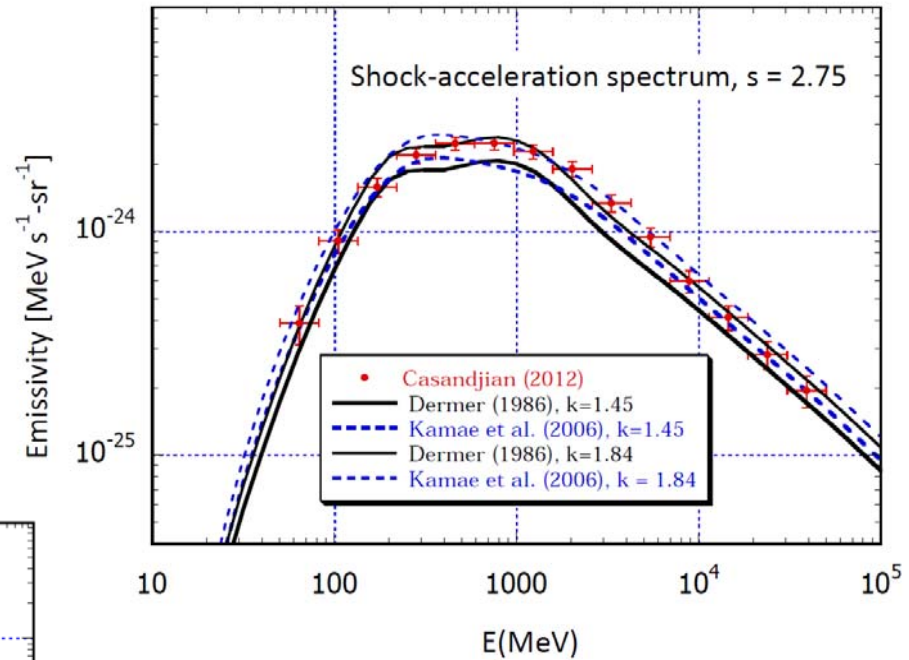
Protons only; ions treated through nuclear enhancement factor  $k$

$$j(T_p) = 2.2 p^{-2.75} (\text{cm}^2\text{-s-sr-GeV})^{-1}$$

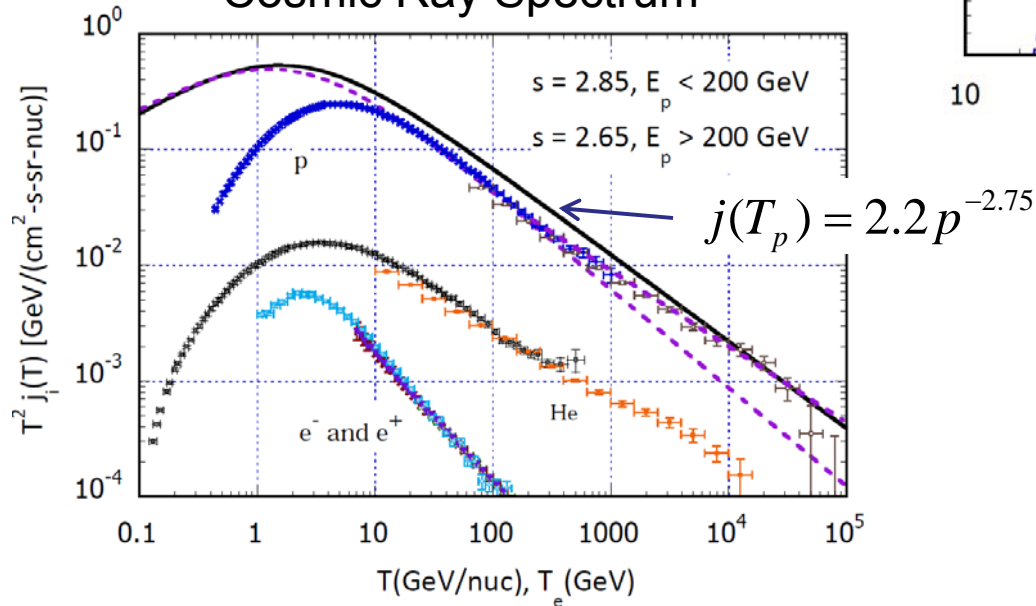
Gives adequate fit to data within uncertainties of nuclear physics

But exceeds CR flux between 10 GeV and 4 TeV (black solid curve)

## Photon Spectrum



## Cosmic Ray Spectrum





# Fits to $\gamma$ -ray Emissivity



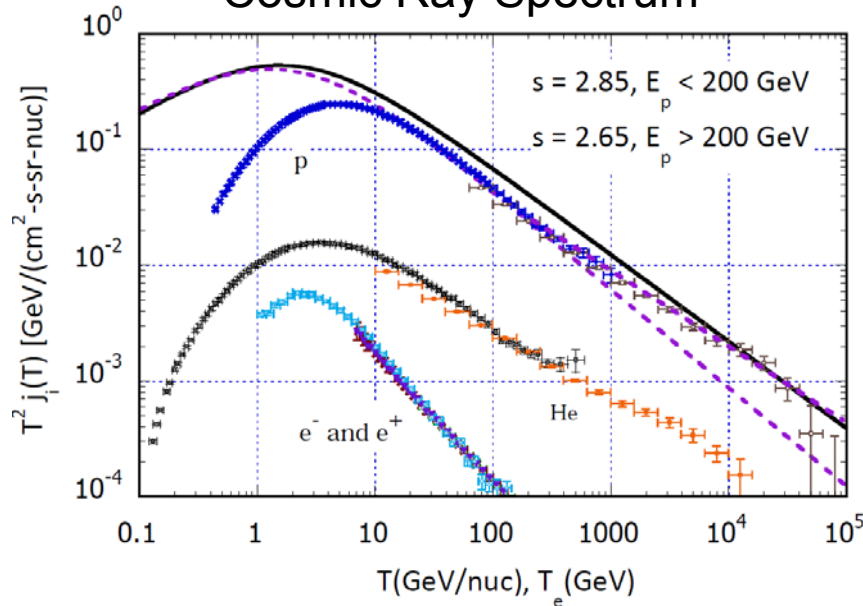
Protons only; ions treated through nuclear enhancement factor  $k$

$$j(T_p) = 2.2 p^{-2.75} (\text{cm}^2\text{-s-sr-GeV})^{-1}$$

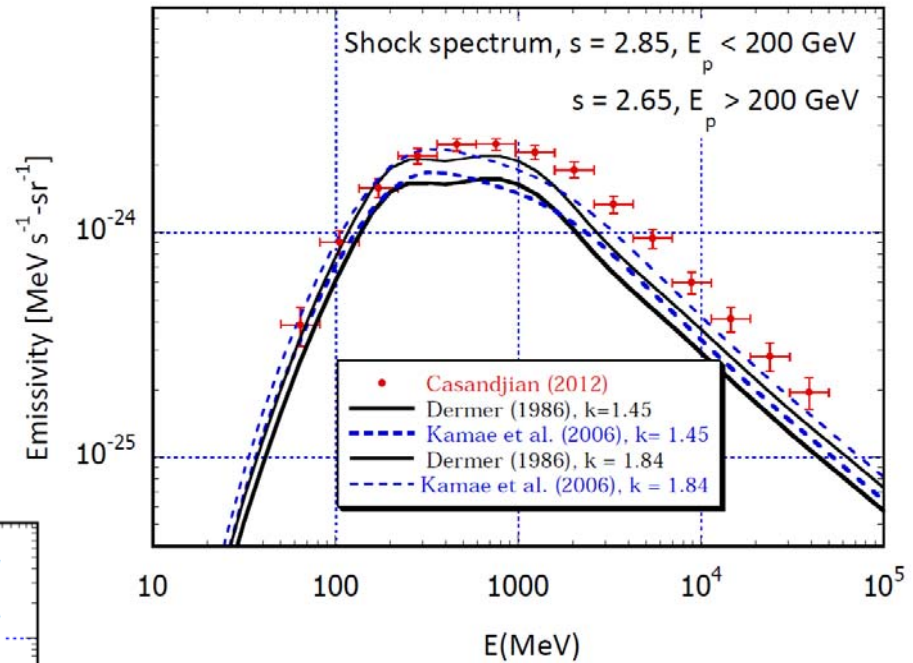
Gives adequate fit to data within uncertainties of nuclear physics

Exceeds CR flux between 10 GeV and 4 TeV (black solid curve)

## Cosmic Ray Spectrum



## Photon Spectrum



Fit to CR proton flux above 10 GeV (purple dashed curve), shock spectrum below

Underproduces  $\gamma$ -ray emissivity

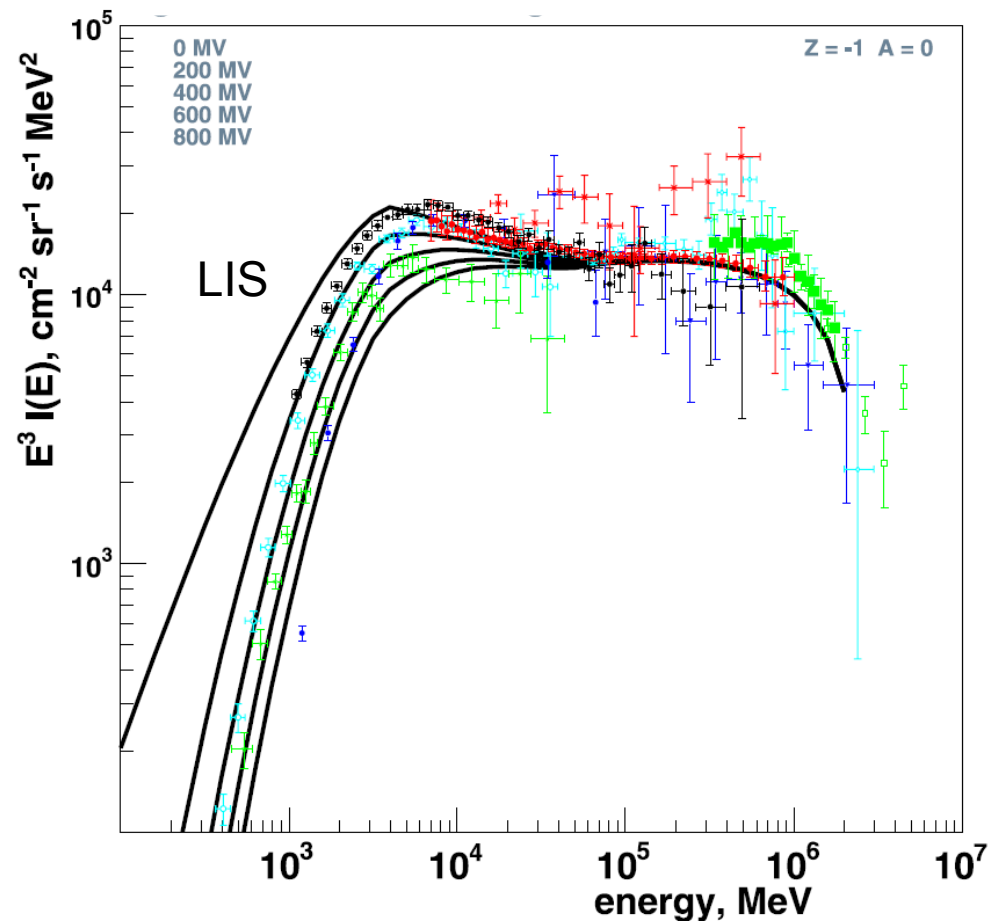
But,...no electron emissions



- Derive *ambient* spectrum using Fermi-LAT electron spectrum above 7 GeV, and synchrotron spectrum at lower energies
- Synchrotron energy index = 0.4 – 0.6 below a few GHz  $\Rightarrow$  electron index = 1.8 – 2.2 below a few GeV
- Compare with GALPROP propagation model at lower energies using parameters from GALPROP modeling of CR secondary to primary nuclei
- Injection cannot be too hard (1.3 – 1.6), or underproduce directly measured electrons

For more details, see poster: *Diffuse radio emission from the Galaxy, Implication for cosmic rays and magnetic fields*, Orlando & Strong

Injection index = 1.6 below 4 GeV



Strong, Orlando, & Jaffe (2011)

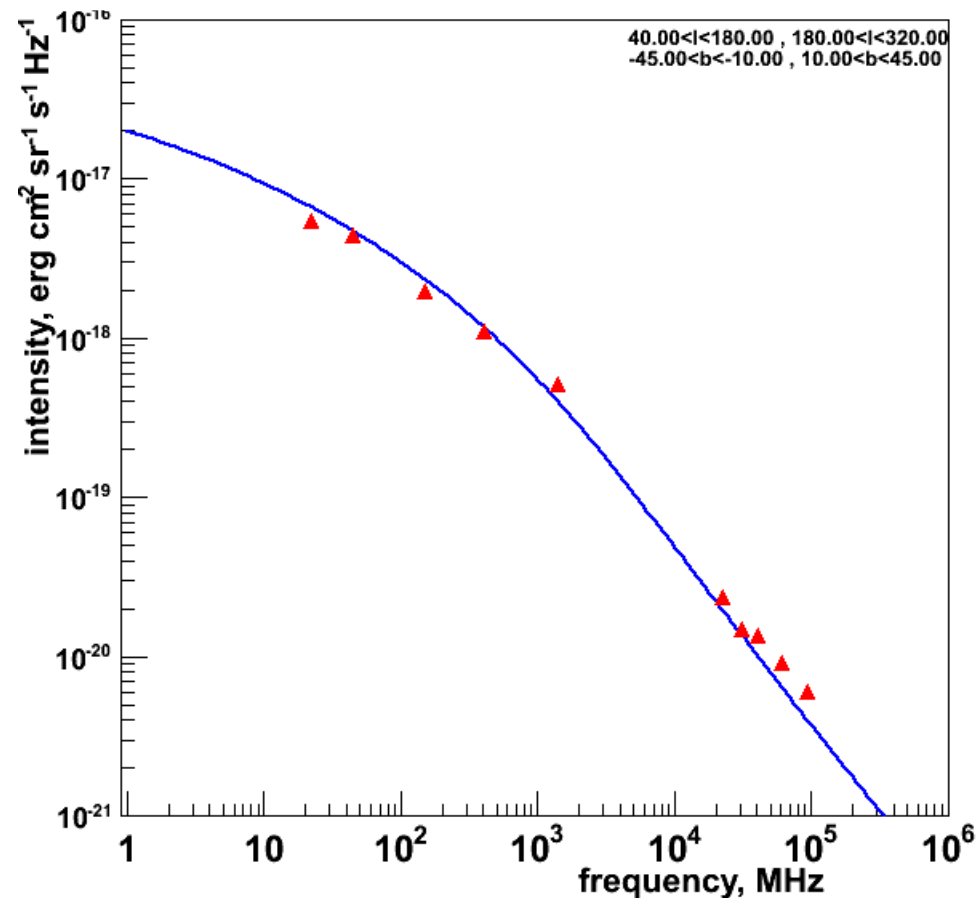
## Synchrotron from Cosmic Ray Electrons



Injection index = 1.6 below 4 GeV

- Require break in electron injection spectrum from  $\sim 1.6$  to  $2.5$  at  $\sim 4$  GeV to fit synchrotron, so hard injection spectra
- Implies less Solar modulation than usually assumed

Alternate approach of Casandjian:  
derive proton and helium spectra from emissivity, heliospheric fluxes using Solar modulation model, and synchrotron



Strong, Orlando, & Jaffe (2011)

## Bayesian Model Analysis



1. Explicit scan of model parameters
2. Spectra using posterior averaging
3. No use made of modulation approximations
4. Base models on momentum spectra  $n(p)$
5. Express problem in matrix form

$$q(E) = M_H(E,p) n_H(p) + M_L(E,p) n_L(p)$$

$q(E)$  = emissivity

$E$  = gamma-ray energy

$p$  = momentum

$n_H(p)$  = proton, Helium spectrum

$n_L(p)$  = electron + positron spectrum

$M_H$  = Hadronic production matrix

$M_L$  = Leptonic production matrix

Free parameters in the most general case:

### *protons:*

1. proton break momentum
2. proton index  $g_{p1}$  below break
3. proton index  $g_{p2}$  above break
4. proton normalization

### *electrons:*

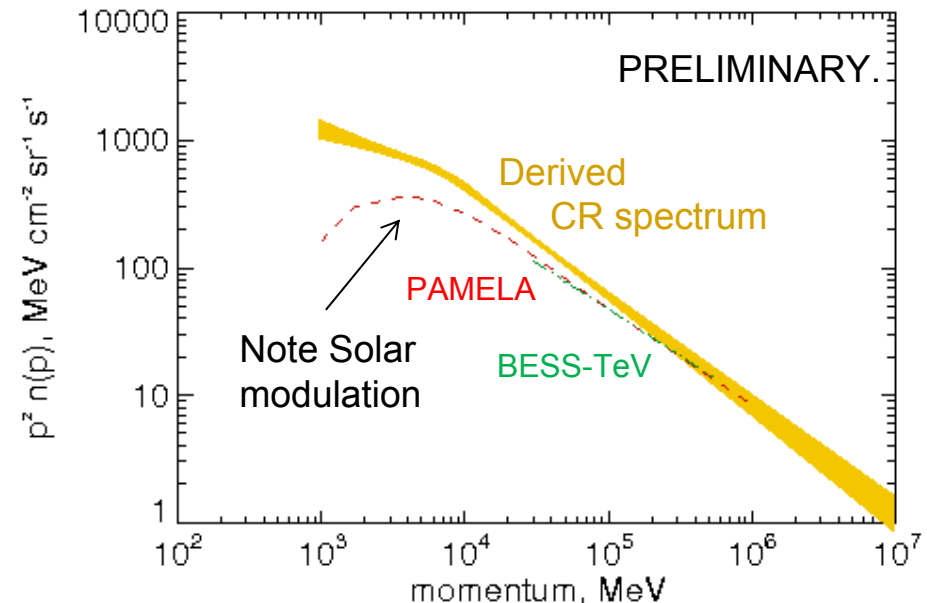
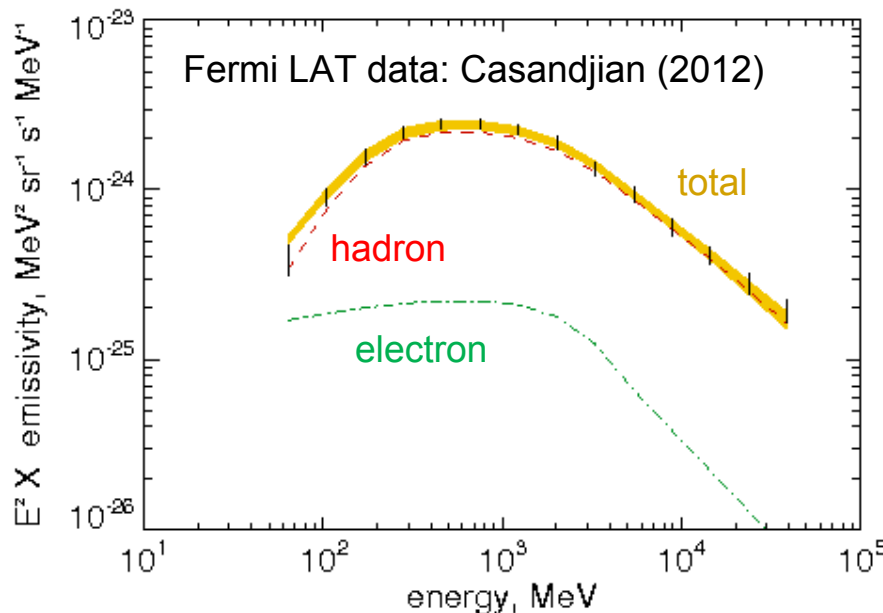
5. electron break momentum
6. electron index  $g_{e1}$  below break  
(constrained by synchrotron)

Fix electron index above break and normalization to Fermi > 20 GeV electron spectrum.

# Fits to Emissivity Spectrum with Break



**Cross sections (1)** Kamae et al. (2006) at low energies; Kachelriess & Ostapchenko (2012) > 20 GeV



**(Left) Data:** Local gamma-ray emissivity measured by Fermi-LAT

**Model:** Hadronic (red), bremsstrahlung (green).

Total (yellow, with one standard deviation range).

**(Right) Cosmic-ray proton momentum spectrum derived from emissivity.**

Displayed as a power-law in momentum, with low-energy break.

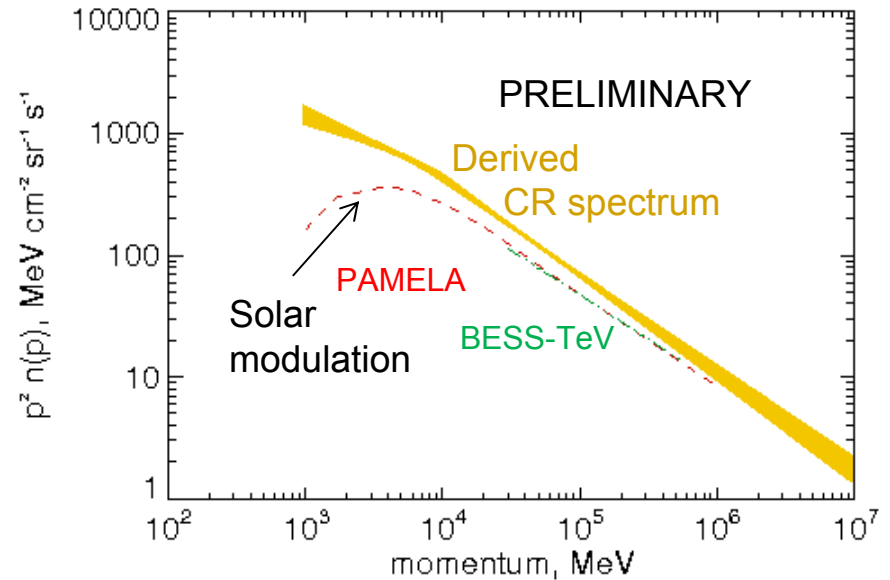
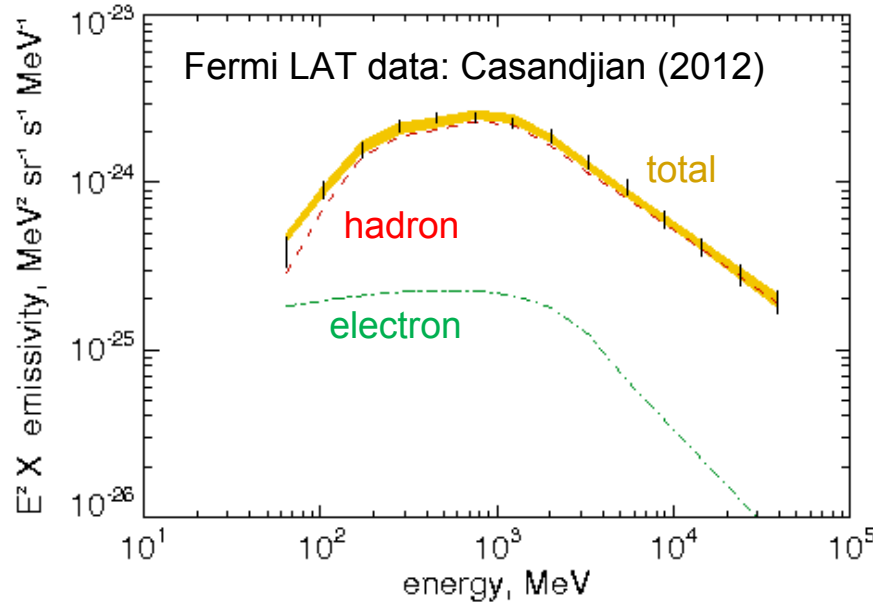
Analysis includes bremsstrahlung contribution and synchrotron constraints on electrons.  
One standard deviation range.

Dashed red (green) curve is PAMELA (BESS-TeV) cosmic-ray proton data

Note agreement (within ~26%) at high energies and modulation at low energies.



**Cross sections (2)** Dermer (1986): Stecker isobar model at low energies; Stephens & Badhwar at high energies



Cross sections:

1. proton break momentum
2. proton index  $g_{p1}$  below break
3. proton index  $g_{p2}$  above break
4. proton normalization
5. electron break momentum (fixed)
6. electron index  $g_{e1}$  below break

	<b>(1)</b>	<b>(2)</b>
	6.5 ( $\pm 2.1$ ) GeV	6.7 ( $\pm 2.5$ ) GeV
	2.4 (0.1)	2.5 (0.1)
	2.9 (0.1)	2.8 (0.1)
	1.3 (0.1)	1.4 (0.1)
	3.0 GeV	3.0 GeV
	1.8 (0.1)	1.9 (0.1)

	<b>(1)</b>	<b>(2)</b>
	6.5 ( $\pm 2.1$ ) GeV	6.7 ( $\pm 2.5$ ) GeV
	2.4 (0.1)	2.5 (0.1)
	2.9 (0.1)	2.8 (0.1)
	1.3 (0.1)	1.4 (0.1)
	3.0 GeV	3.0 GeV
	1.8 (0.1)	1.9 (0.1)

PRELIMINARY

## Summary



- **Derive local interstellar cosmic-ray proton spectrum solely from  $\gamma$ -ray emissivity measured by Fermi-LAT, synchrotron, and Fermi electron spectrum**
- **Requires knowledge of cosmic-ray electron spectrum and nuclear cross sections**
- **Simplest spectral model is power-law in momentum; good fit to emissivity with  $s=2.75$ , but implies CR spectrum larger than observed at  $>10$  GeV, also neglects electron bremsstrahlung**
- **Low-energy break in proton spectrum at  $\sim 6$  GeV, also found in approach by Casandjian, consistent with injection momentum power-law modified by propagation, as expected from path length distribution inferred from B/C ratio**
- **Cosmic ray spectrum implied by  $\gamma$ -ray emissivity in accord with origin of cosmic rays by acceleration at supernova remnant shocks**
- **Gamma-ray observations demonstrate absolute level of Solar modulation on interstellar cosmic-ray spectrum**

Different cross sections examined in Fermi-LAT paper in preparation

# LAT Emissivity Spectrum of Molecular Clouds



- Molecular Clouds as GCR Detectors
  - High Galactic latitude Gould Belt Clouds
  - August 4, 2008 – July 15, 2011, P6\_v11
  - Subtract point sources from 2 yr catalog
- Flux  $\sim M/D^2$  as inferred from CO maps
- Perform spectral analysis
- Molecular Cloud Spectra Consistent “Passive” Cosmic-ray Detectors
- Break in Photon Spectrum at  $\sim 2$  GeV
- Invert for ISM CR spectrum

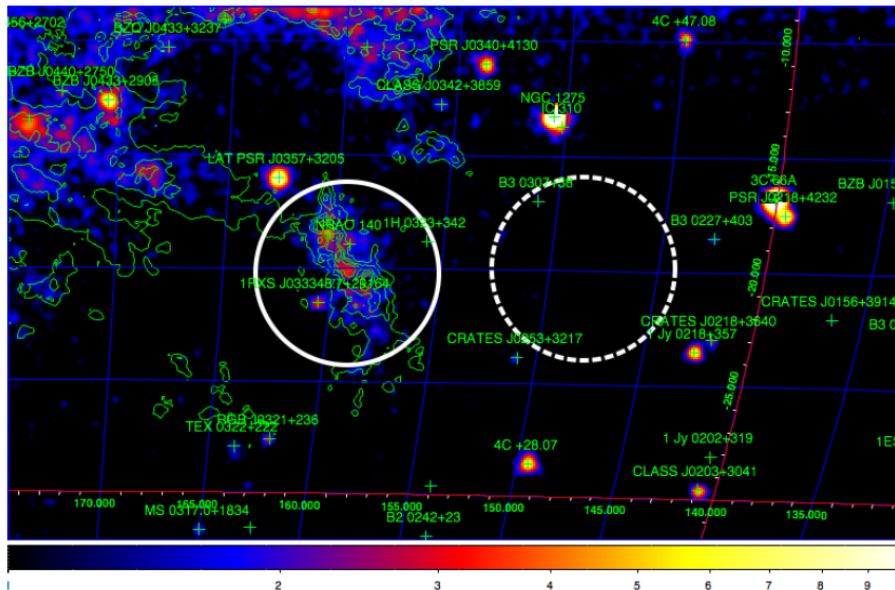
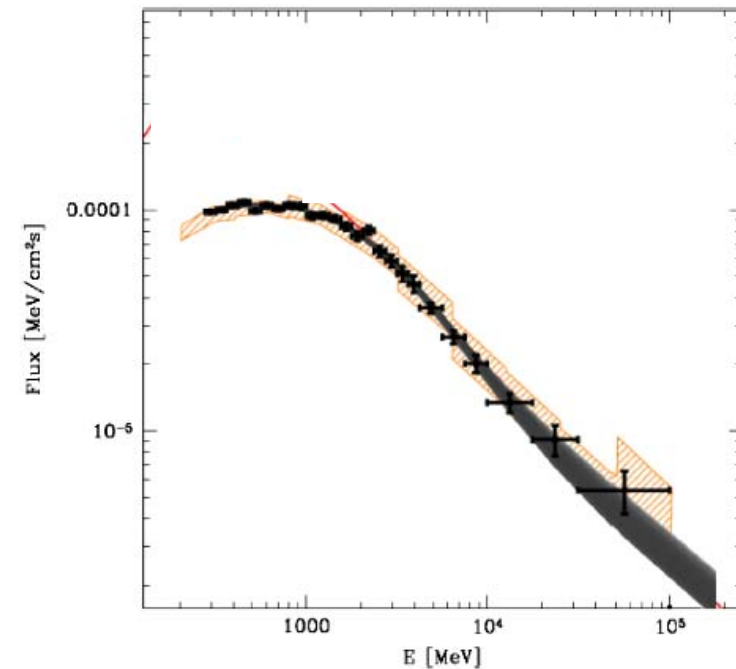


Figure S1. Count map of Perseus OB2 cloud region in the energy range  $E > 1$  GeV smoothed with a Gaussian of the width  $0.3^\circ$ . Green contours show CO emission intensity with the levels 5,15,25,35 and



Neronov, Semikoz, & Taylor (2012)