



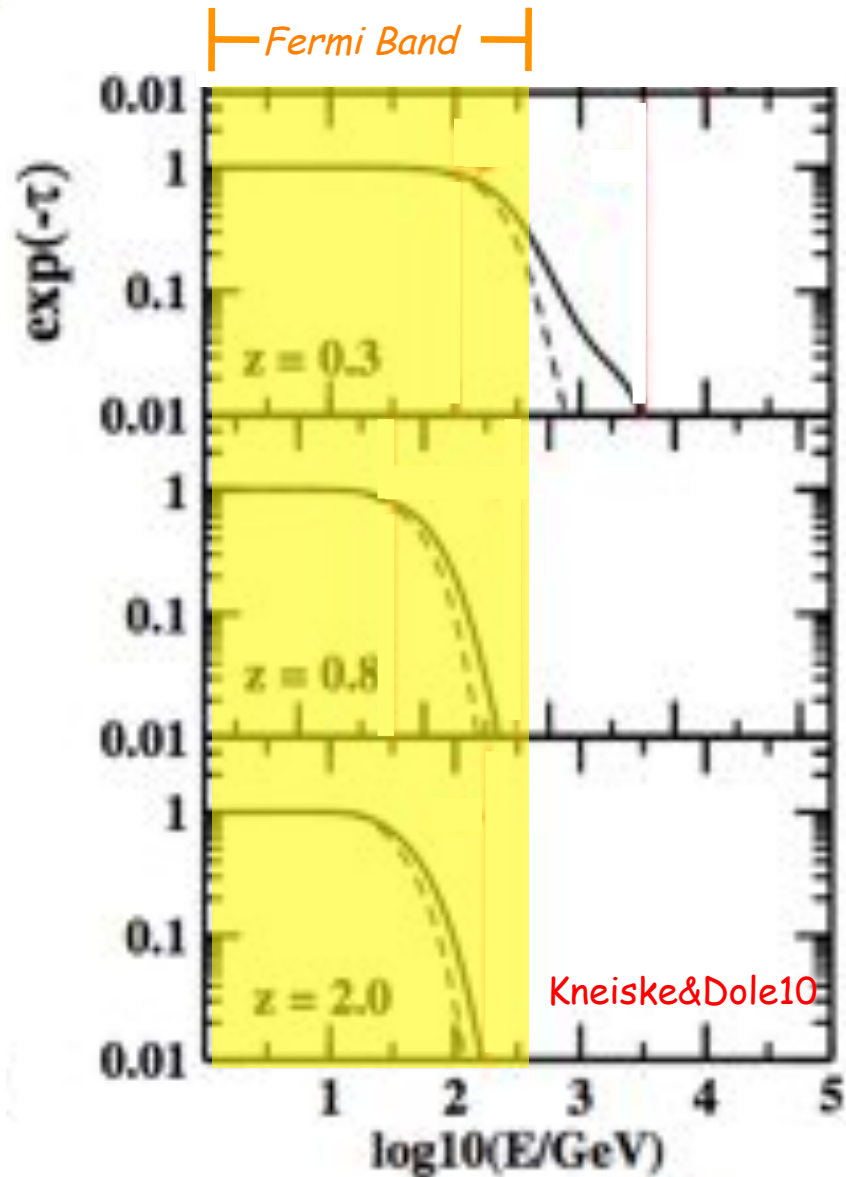
The Imprint of the EBL in the Spectra of Blazars

Marco Ajello^{1,2},
Anita Reimer³, Rolf Buehler¹
*on behalf of the Fermi-LAT
collaboration*

¹KIPAC, ²UCB, ³Univ. Innsbruck

Ackermann+12, in ScienceExpress Today 1

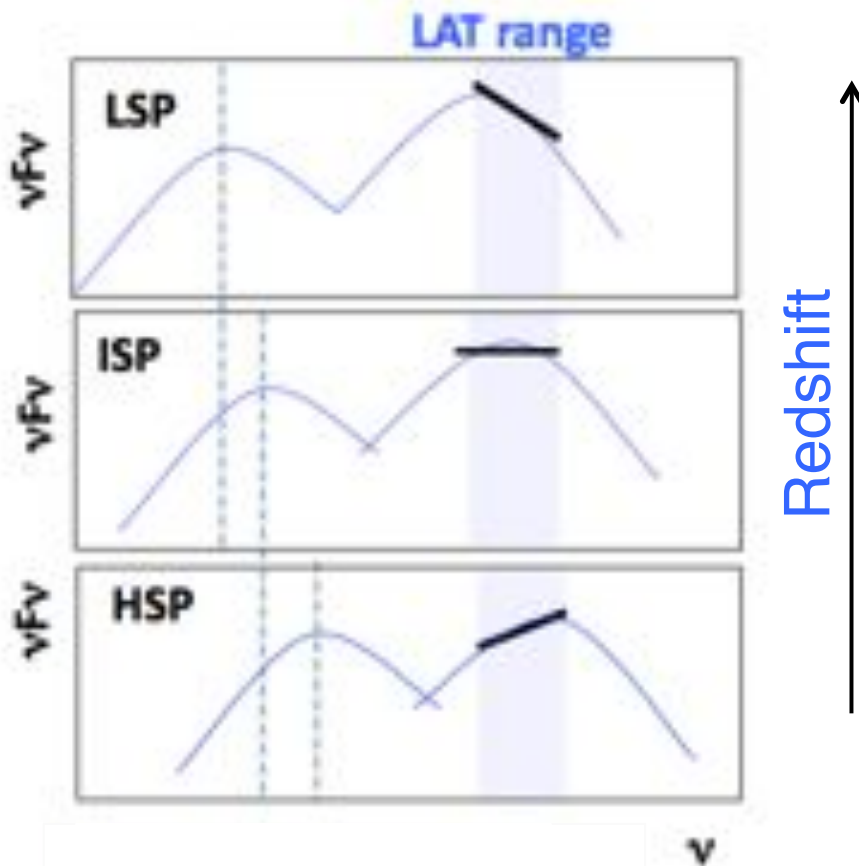
Attenuation due to the EBL



Most models predict an attenuation of >99% at $z \sim 1$

Predictions and Reality

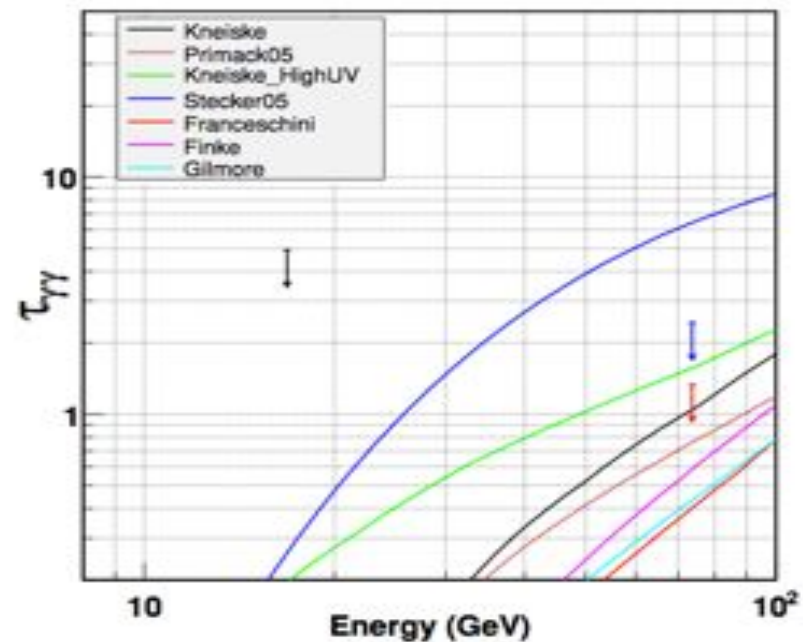
Reality is far more complex due to the non-standard nature of blazars



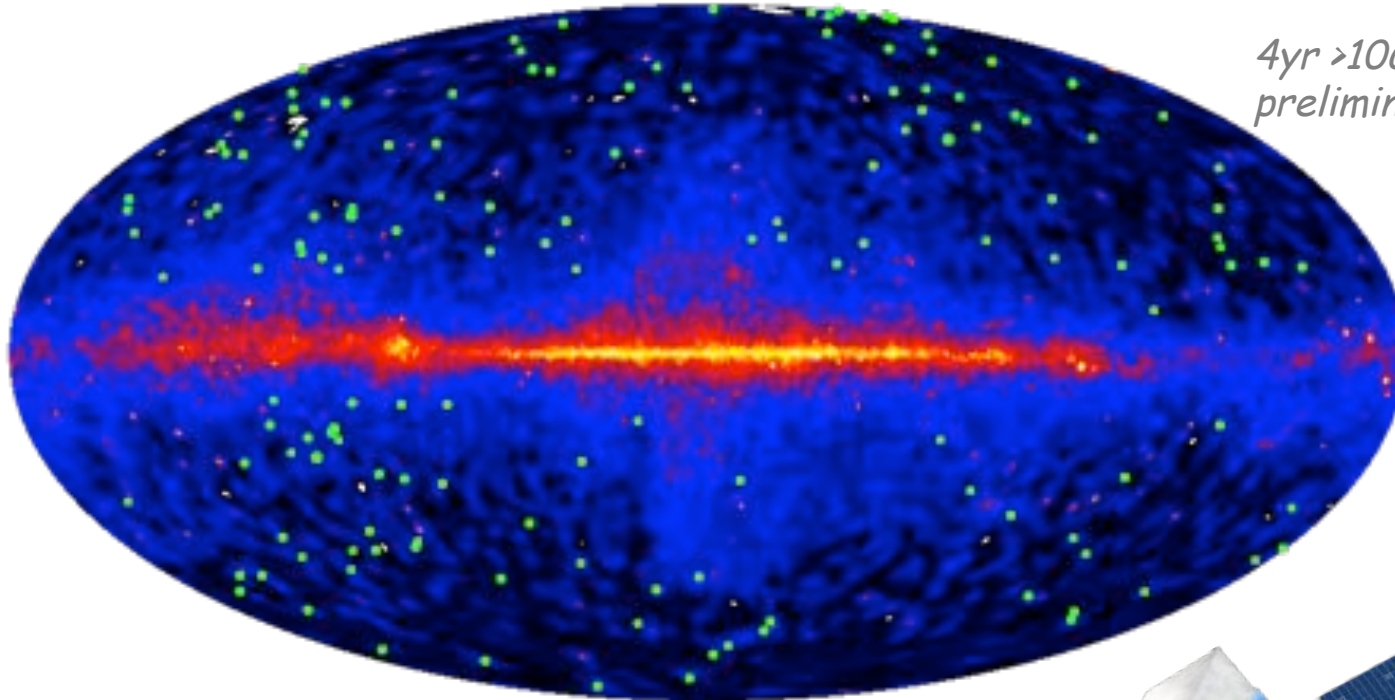
Blazars' spectra are type-dependent and the composition of the blazar sample evolves with redshift

So far only upper limits on the opacity were derived (Abdo+10, ApJ 723, 1082, Raue10, etc.)


J1147-3812 -- Redshift: 1.05 Abdo+10, ApJ 723



Fermi observations



*4yr >10GeV Map,
preliminary*

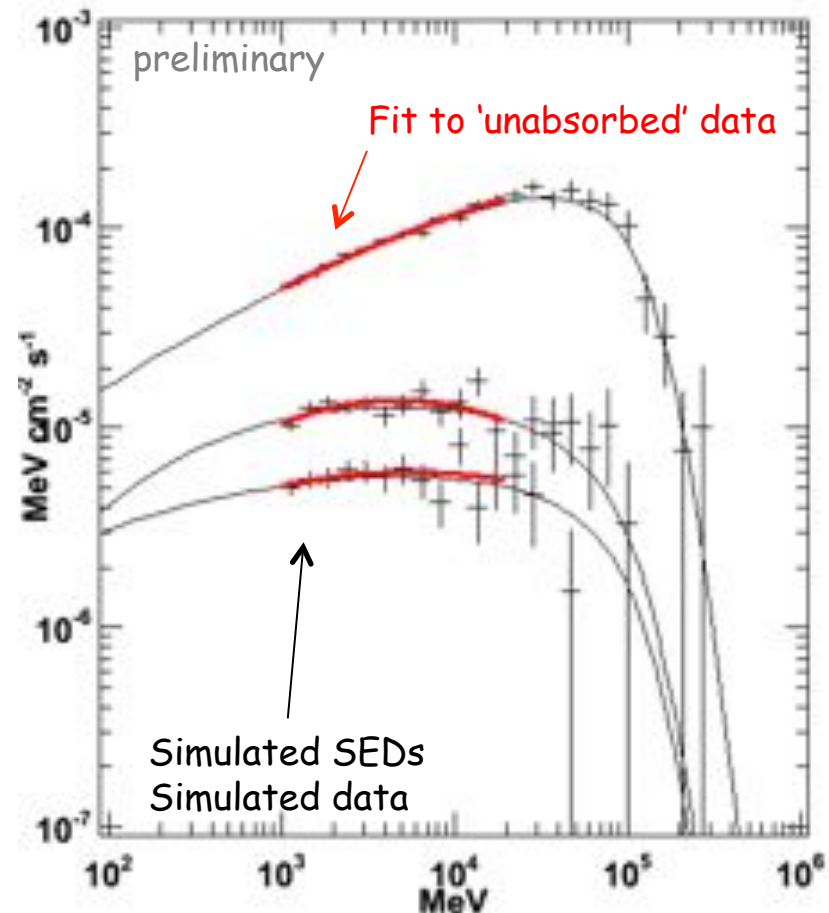


- *First instrument to detect >500 sources above 10 GeV
(D. Paneque's Talk)*
- *Advantages of Fermi:*
 - *Detects blazars up to high redshift*
 - *Fermi's bandpass gives unique handling on the 'intrinsic' spectrum*
 - *Continue all-sky observations allow us to assess variability issues (none)*
- *We used the best 150 BL Lacs to measure the EBL*

Analysis Procedure

We look for the collective deviation of the spectra of blazars from their intrinsic spectra

- We use 46 months of P7V6 1-500 GeV data
- We define 3 redshift bins with 50 sources each:
 - $z = 0-0.2, 0.2-0.5, 0.5-1.6$
- All BL Lacs are modeled with a *LogParabola* spectrum
- We perform a combined fit where:
 - The spectra of all sources are fit independently
 - The spectra of all sources are modified by a common $e^{-b \tau(E,z)}$ term
- We evaluate 2 cases:
 1. Null hypothesis $b=0$: there is no EBL
 2. Null hypothesis $b=1$: the model predictions are correct

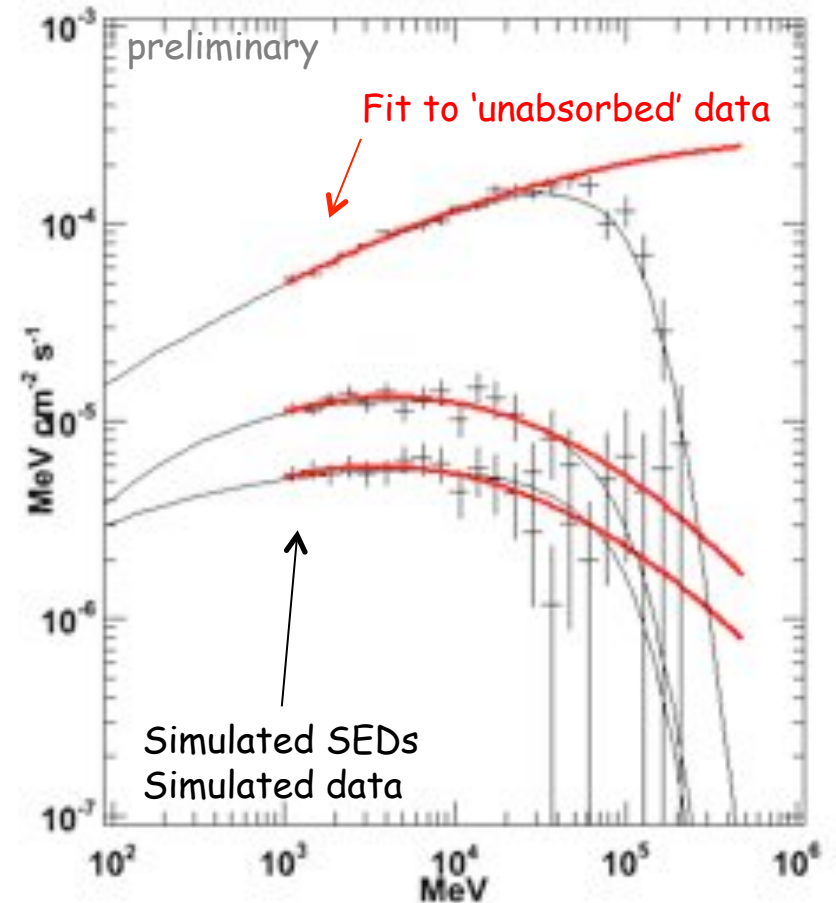


$$F(E)_{\text{absorbed}} = F(E)_{\text{intrinsic}} \cdot e^{-b \cdot \tau_{\text{model}}}$$

Analysis Procedure

We look for the collective deviation of the spectra of blazars from their intrinsic spectra

- We use 46 months of P7V6 1-500 GeV data
- We define 3 redshift bins with 50 sources each:
 - $z = 0-0.2, 0.2-0.5, 0.5-1.6$
- All BL Lacs are modeled with a *LogParabola* spectrum
- We perform a combined fit where:
 - The spectra of all sources are fit independently
 - The spectra of all sources are modified by a common $e^{-b \tau(E,z)}$ term
- We evaluate 2 cases:
 1. Null hypothesis $b=0$: there is no EBL
 2. Null hypothesis $b=1$: the model predictions are correct

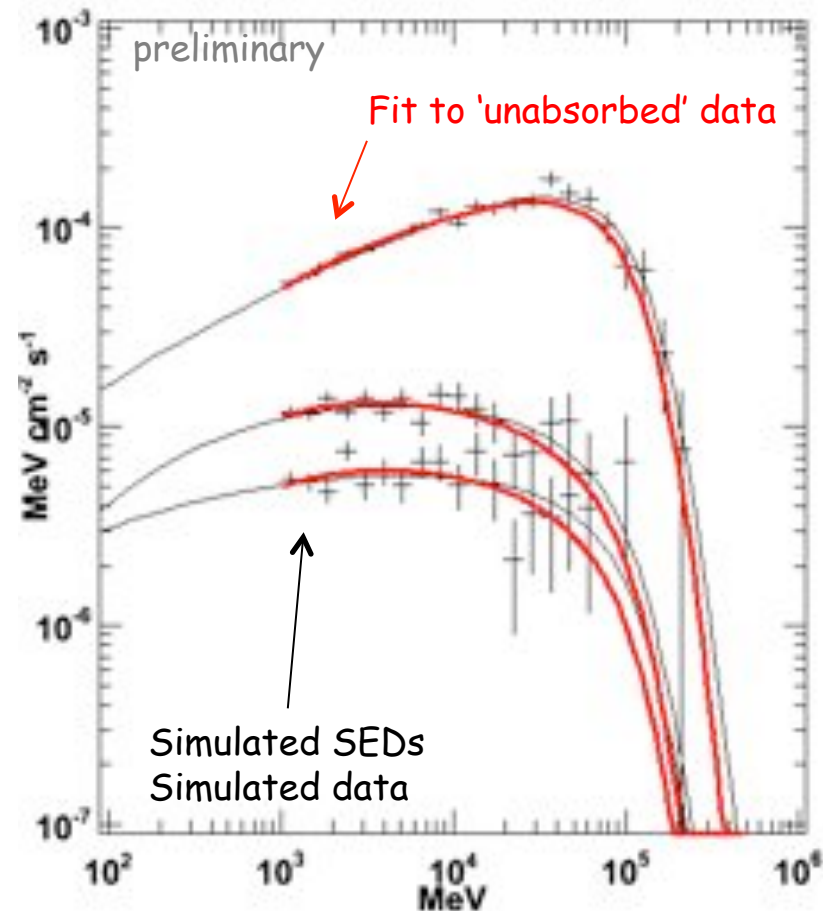


$$F(E)_{\text{absorbed}} = F(E)_{\text{intrinsic}} \cdot e^{-b \cdot \tau_{\text{model}}}$$

Analysis Procedure

We look for the collective deviation of the spectra of blazars from their intrinsic spectra

- We use 46 months of P7V6 1-500 GeV data
- We define 3 redshift bins with 50 sources each:
 - $z = 0-0.2, 0.2-0.5, 0.5-1.6$
- All BL Lacs are modeled with a *LogParabola* spectrum
- We perform a combined fit where:
 - The spectra of all sources are fit independently
 - The spectra of all sources are modified by a common $e^{-b \tau(E,z)}$ term
- We evaluate 2 cases:
 1. Null hypothesis $b=0$: there is no EBL
 2. Null hypothesis $b=1$: the model predictions are correct



$$F(E)_{\text{absorbed}} = F(E)_{\text{intrinsic}} \cdot e^{-b \tau_{\text{model}}}$$

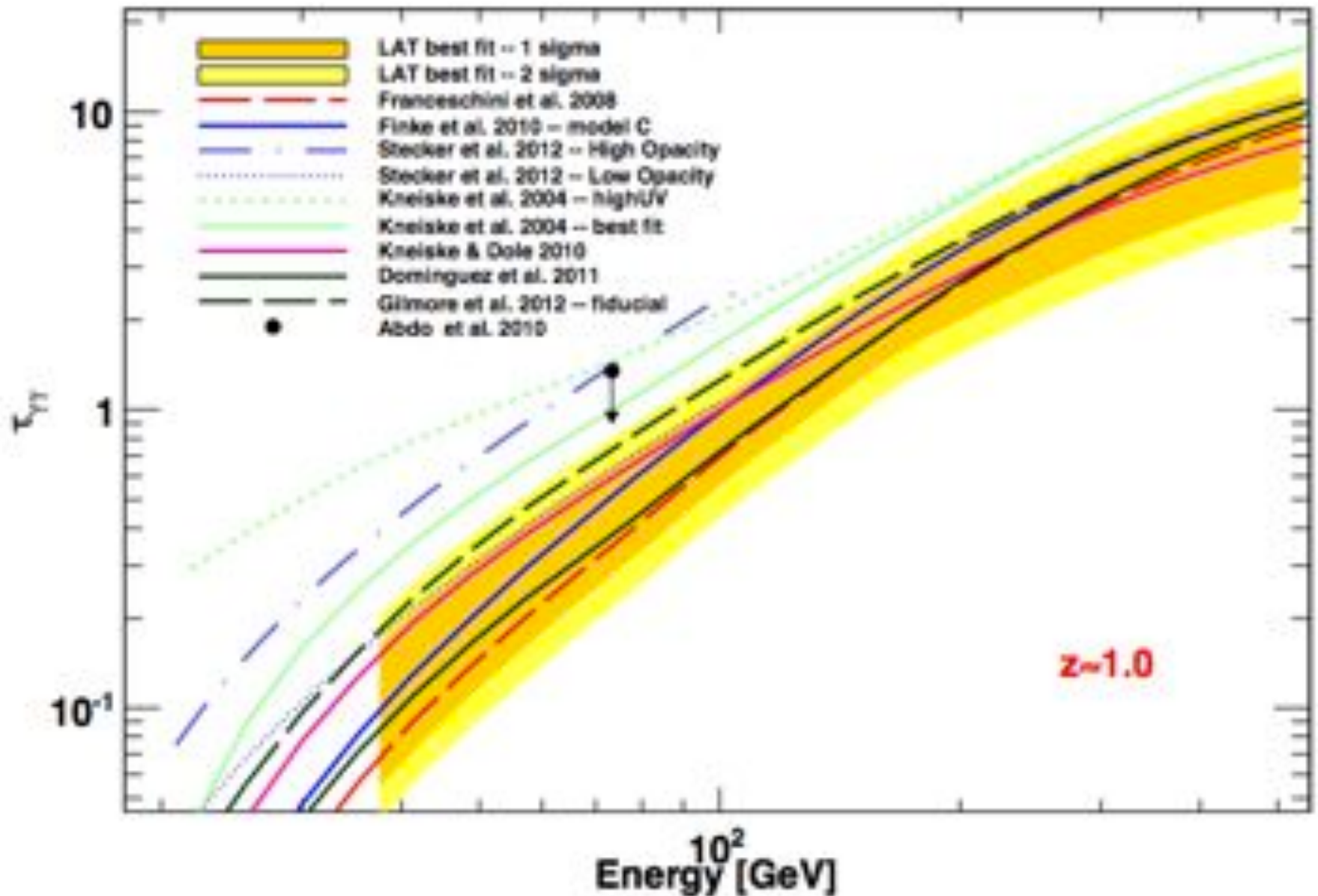
Composite Likelihood Results: 1

- Significance of the Detection: $F(E)_{\text{absorbed}} = F(E)_{\text{intrinsic}} \cdot e^{-b\tau_{\text{model}}}$
 - Best-fit versus null hypothesis **b=0**: i.e. there is no EBL
- Significance of 'Rejection' of a given EBL model:
 - Best-fit versus null hypothesis **b=1**: i.e. the EBL model predictions are correct
- We tested most of the EBL models: Franceschini08, Kneiske04, Kneiske&Dole10, Gilmore09-12, Dominguez11, Stecker+ etc
- Results (wrt to Franceschini+08 model):

Redshift	Significance	Scaling factor b
$z < 0.2$	~2	1.18(±0.94)
$0.2 < z < 0.5$	~2.7	0.82(±0.41)
$0.5 < z < 1.6$	~5	1.29(±0.42)
$0 < z < 1.6$	~6	1.02(±0.23)

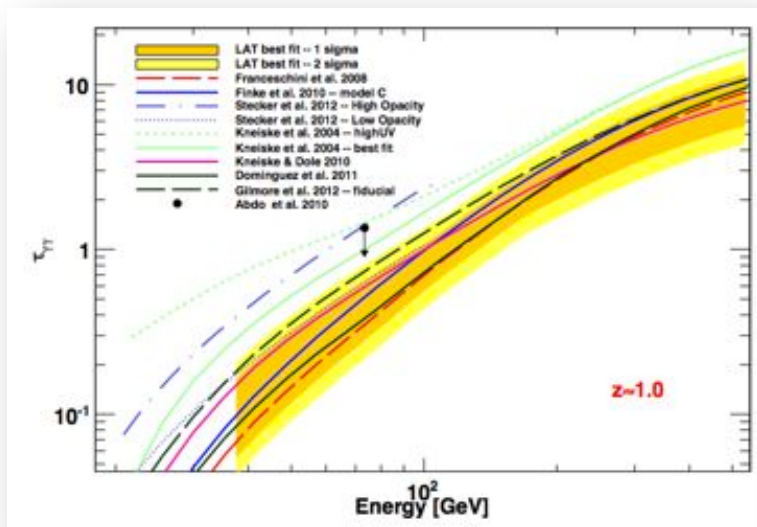
1. $\sim 6\sigma$ detection of the EBL absorption feature
2. Data compatible with low-opacity models

Composite Likelihood Results: 2



Composite Likelihood Results: 2

- A significant steepening in the blazars' spectra is detected
- This is consistent with that expected by a 'minimal' EBL:
 - i.e. EBL at the level of galaxy counts
 - 4 models rejected above 3sigma
- All the non-rejected models yield a significance of detection of 5.6-5.9 σ
- The level of EBL is 3-4 times lower than our previous UL (Abdo+10, ApJ 723, 1082)



EBL Detection
Significance

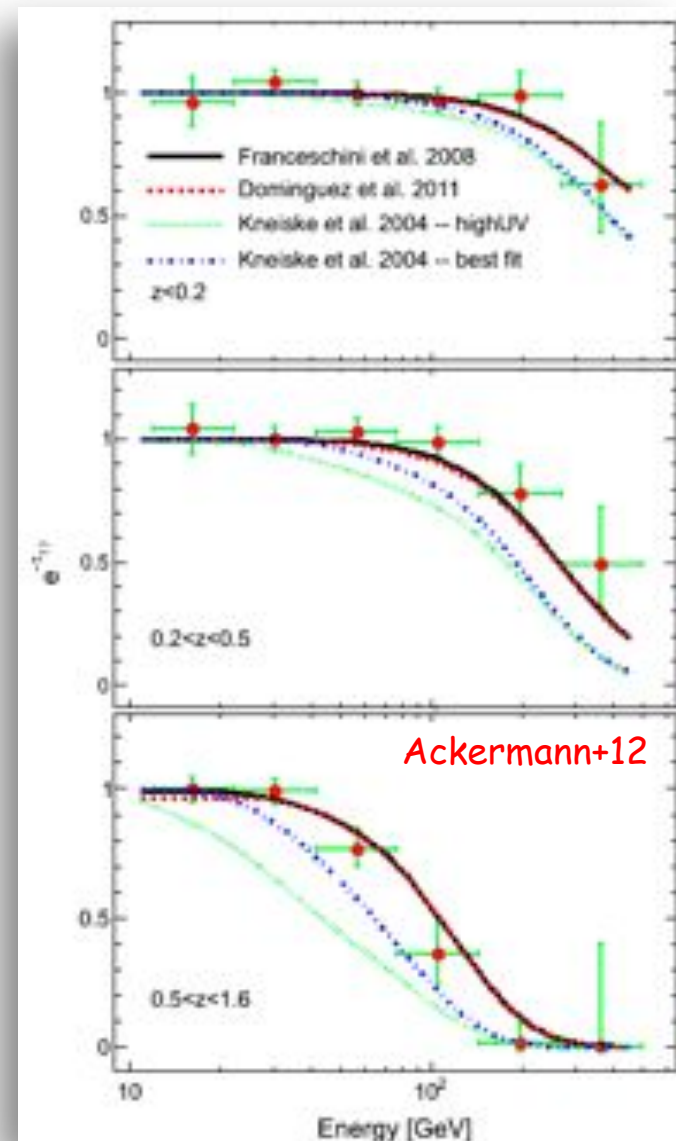
Model Rejection
Significance

Ackermann+12

Model ^a	Ref. ^b	Significance of $b=0$ Rejection ^c	b^d	Significance of $b=1$ Rejection ^e
Stecker et al. (2006) - fast evolution	(23)	4.6	0.10 ± 0.02	17.1
Stecker et al. (2006) - baseline	(23)	4.6	0.12 ± 0.03	15.1
Kneiske et al. (2004) - high UV	(22)	5.1	0.37 ± 0.08	5.9
Kneiske et al. (2004) - best fit	(22)	5.8	0.53 ± 0.12	3.2
Gilmore et al. (2012) - fiducial	(27)	5.6	0.67 ± 0.14	1.9
Primack et al. (2005)	(56)	5.5	0.77 ± 0.15	1.2
Dominguez et al. (2011)	(25)	5.9	1.02 ± 0.23	1.1
Finke et al. (2010) - model C	(24)	5.8	0.86 ± 0.23	1.0
Franceschini et al. (2008)	(7)	5.9	1.02 ± 0.23	0.9
Gilmore et al. (2012) - fixed	(27)	5.8	1.02 ± 0.22	0.7
Kneiske & Dole (2010)	(26)	5.7	0.90 ± 0.19	0.6
Gilmore et al. (2009) - fiducial	(2)	5.8	0.99 ± 0.22	0.6

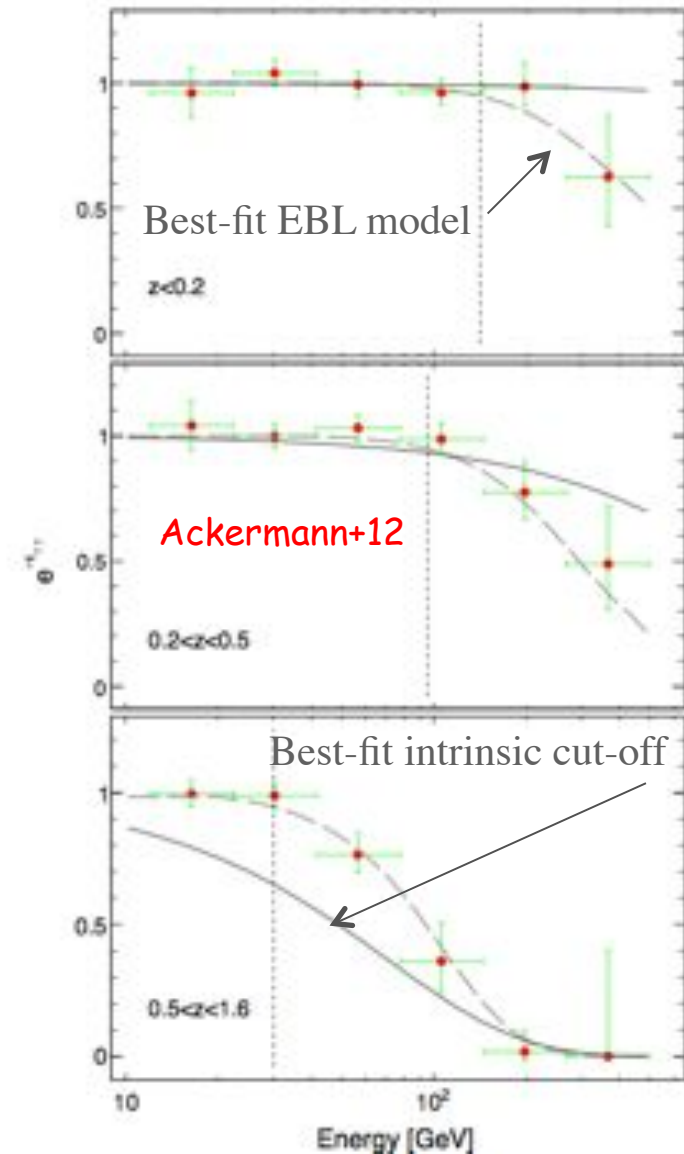
Measurement of Tau with Energy and Redshift

- We use the composite likelihood in small energy bins to measure the collective deviation of the observed spectra from the intrinsic ones
- The cut-off moves in z and Energy exactly as expected for EBL absorption (for low opacity models)



Measurement of Tau with Energy and Redshift

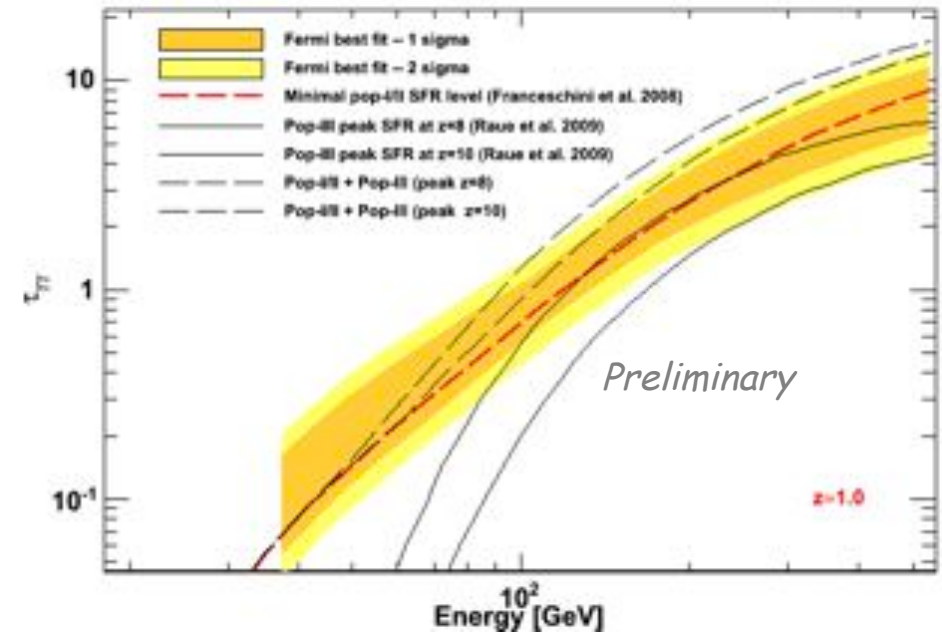
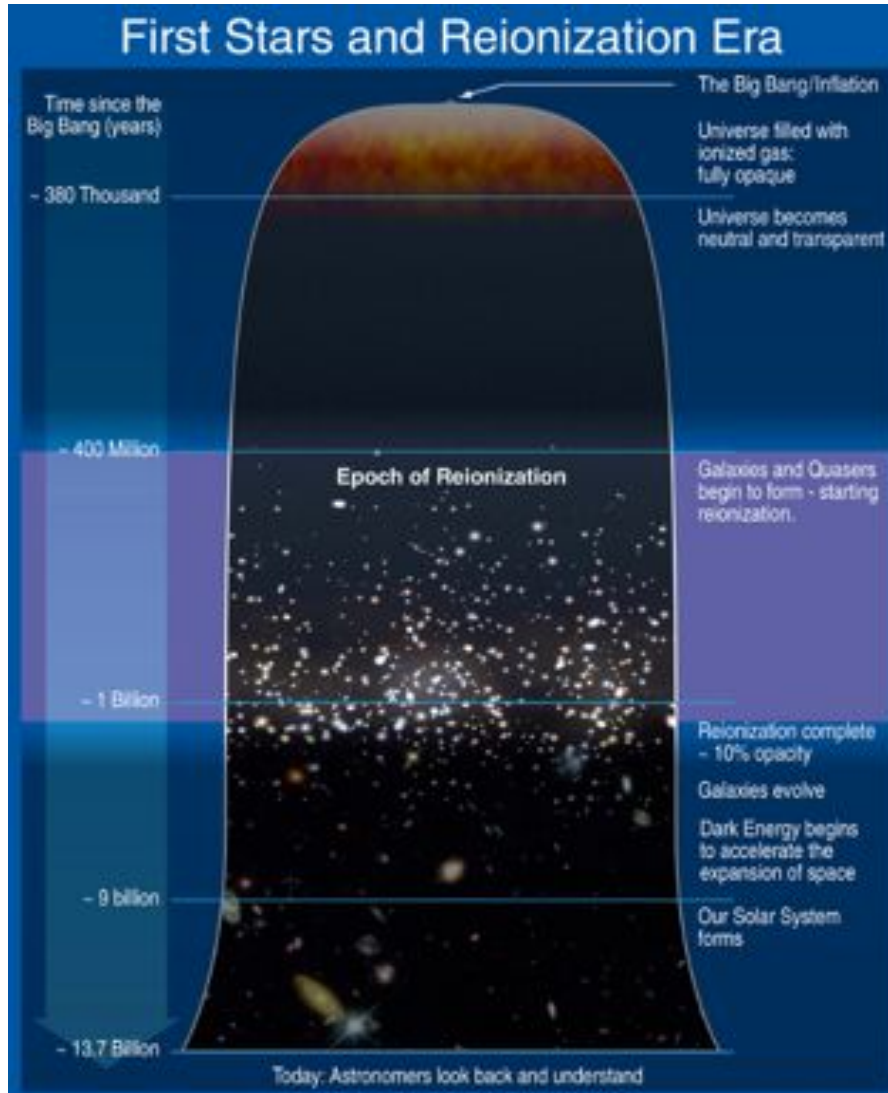
- We use the composite likelihood in small energy bins to measure the collective deviation of the observed spectra from the intrinsic ones
- The cut-off moves in z and energy as expected for EBL absorption (for low opacity models)
- It is difficult to explain this attenuation with an intrinsic property of BL Lacs
 - BL Lacs required to evolve across the $z=0.2$ barrier
 - Attenuation change with energy and redshift cannot be explained by an intrinsic cut-off that changes from source to source because of redshift and blazar sequence effects



Our Tests

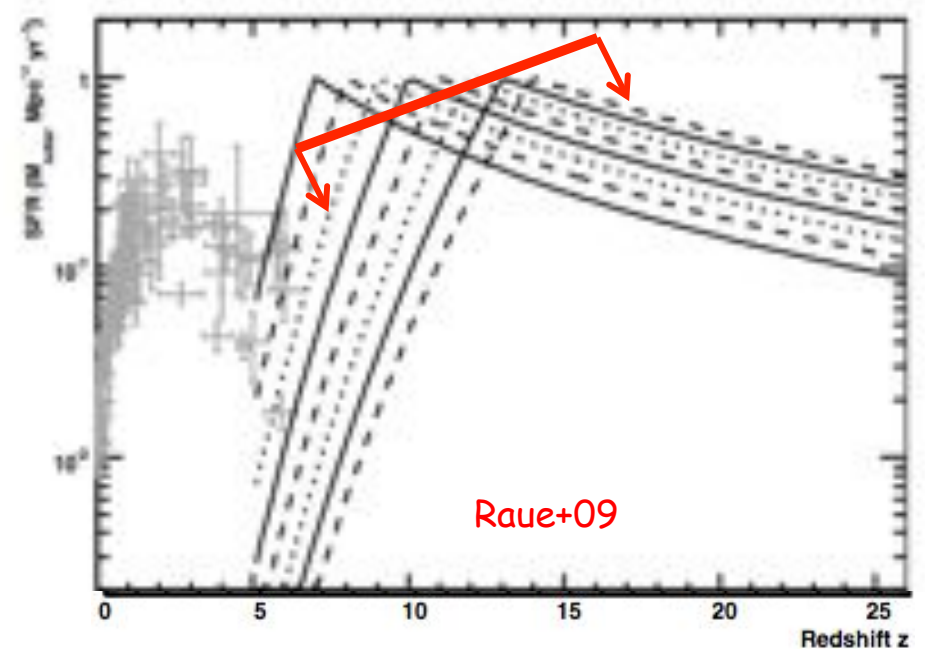
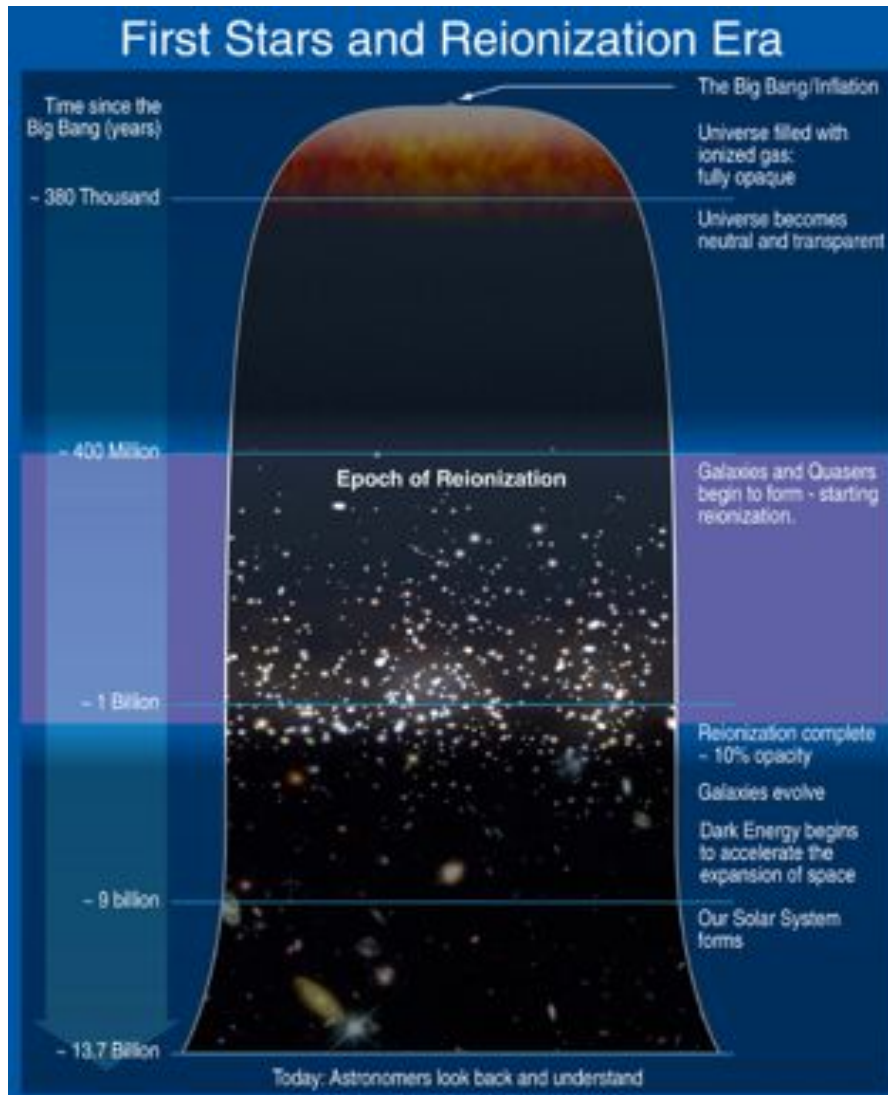
- Analysis is fully validated with simulations
- Results are robust against change of IRF/dataset
 - Systematic of ~10% on $\tau_{\gamma\gamma}$ from IRF
- Results are confirmed when treating the classes independently:
 - HSPs dominate the signal (TS~25)
 - ISPs contribute a little (TS~10)
 - LSPs too soft
- Results do not depend on highest-z sources
- Results are robust against inclusion/exclusion of most variable sources
- Results are only weakly dependent on the accuracy of redshifts (i.e. if some redshifts are lower limits)
- The residual ~30 BL Lacs contribute a TS~3.5
- Results confirmed when decreasing dramatically E_{crit}

Sensitivity to the light of the First Stars



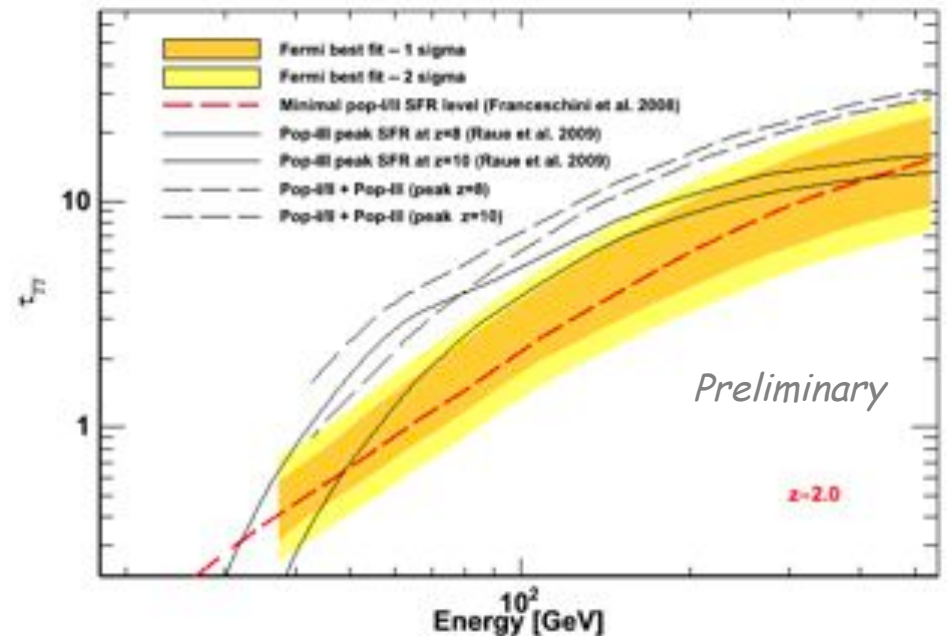
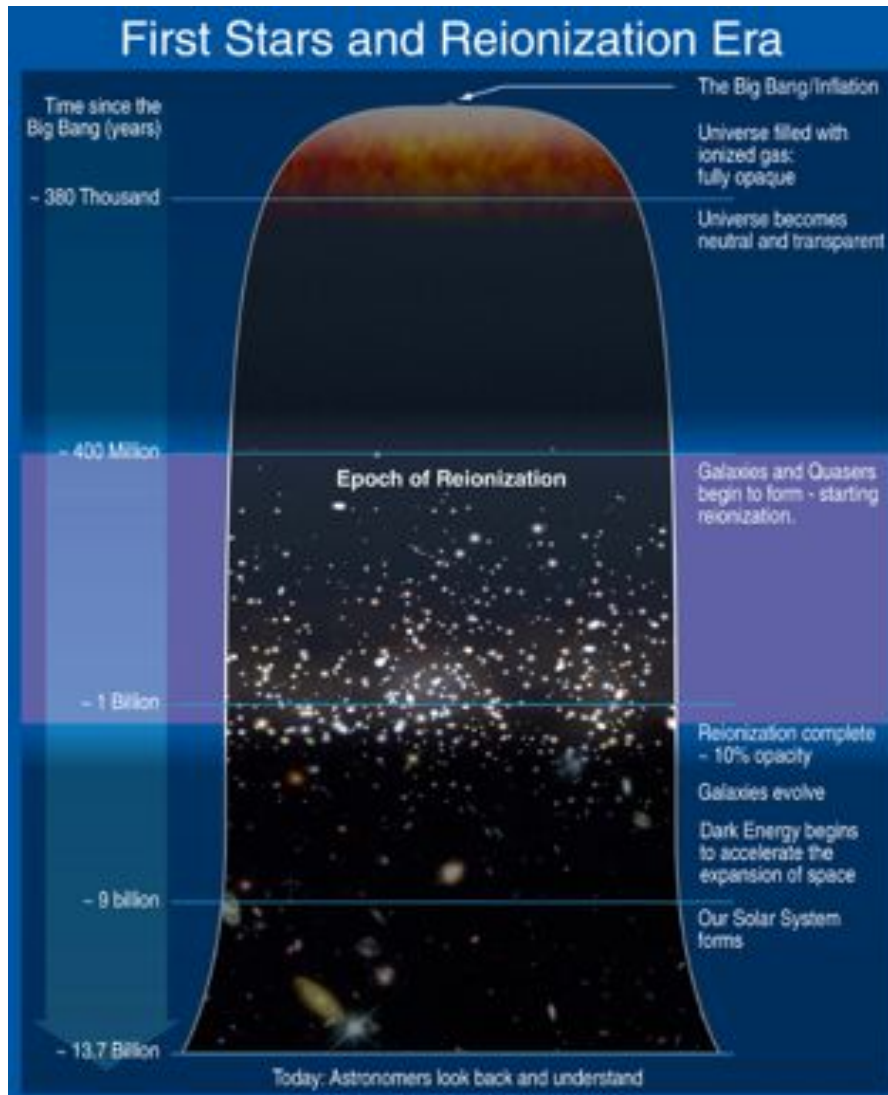
- Large contr. of pop-III stars ruled out by **Aharonian+06**

Sensitivity to the light of the First Stars



- Large contr. of pop-III stars ruled out by Aharonian+06
- Our measurement constrains the peak SFR of massive stars to be $z > 10$ and have $< 0.5 M_{\text{sun}} \text{ yr}^{-1} \text{ Mpc}^{-3}$

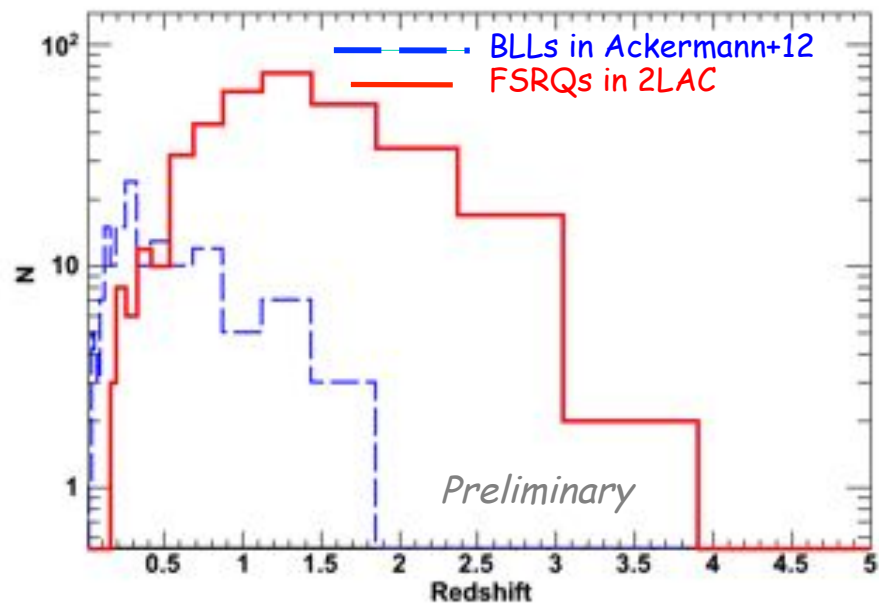
Sensitivity to the light of the First Stars



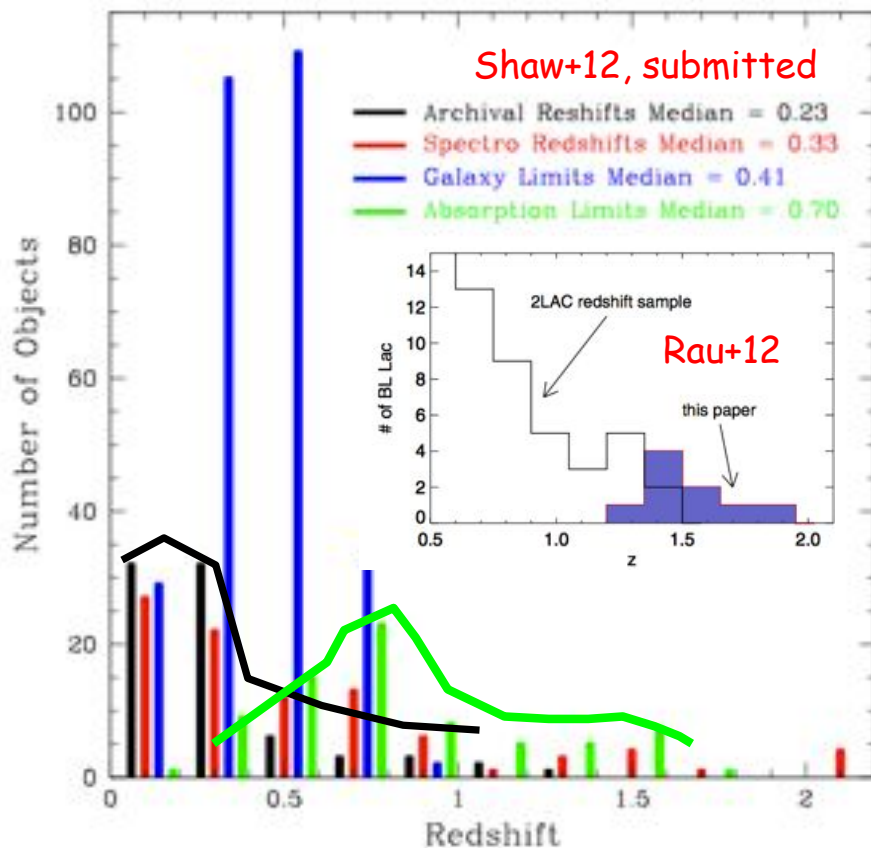
- Large contr. of pop-III stars ruled out by **Aharonian+06**
- Our measurement constrains the peak SFR of massive stars to be $z > 10$ and have $< 0.5 M_{\text{sun}} \text{ yr}^{-1} \text{ Mpc}^{-3}$
- If we only had $z \geq 2$ objects !!!

Bright Future

- Use FSRQs to derive (*at least*) an upper limit to $\tau_{\gamma\gamma}$ up to $z \sim 3$



- Use the ~ 200 BL Lacs that now have redshift!



Conclusions

- *Fermi* performed a measurement of the γ -ray opacity
- The measurement is in good agreement with recent EBL models that predict a minimal EBL based on resolved galaxy counts
- The opacity is a factor >3 smaller than the previous LAT upper limit
- A LOT more to come, stay tuned
 - EBL measurement at $z \sim 0$ using GeV-TeV data (Dominguez+12)
 - EBL measurement at $z \sim 0$ using H.E.S.S data (see poster 3.5 by B. Giebels)

Cosmic Conspiracy Disclaimer: Our result relies on the assumption that there is no ‘conspiracy’ in the nature of BL Lacs (or HSPs) that brings them to evolve in a way that mimics EBL absorption from $z \sim 0$ to $z \sim 1.6$

The End

Linear Increase of the TS

- The signal is distributed over all the sources, with each source contributing ~ 0.5 to the TS

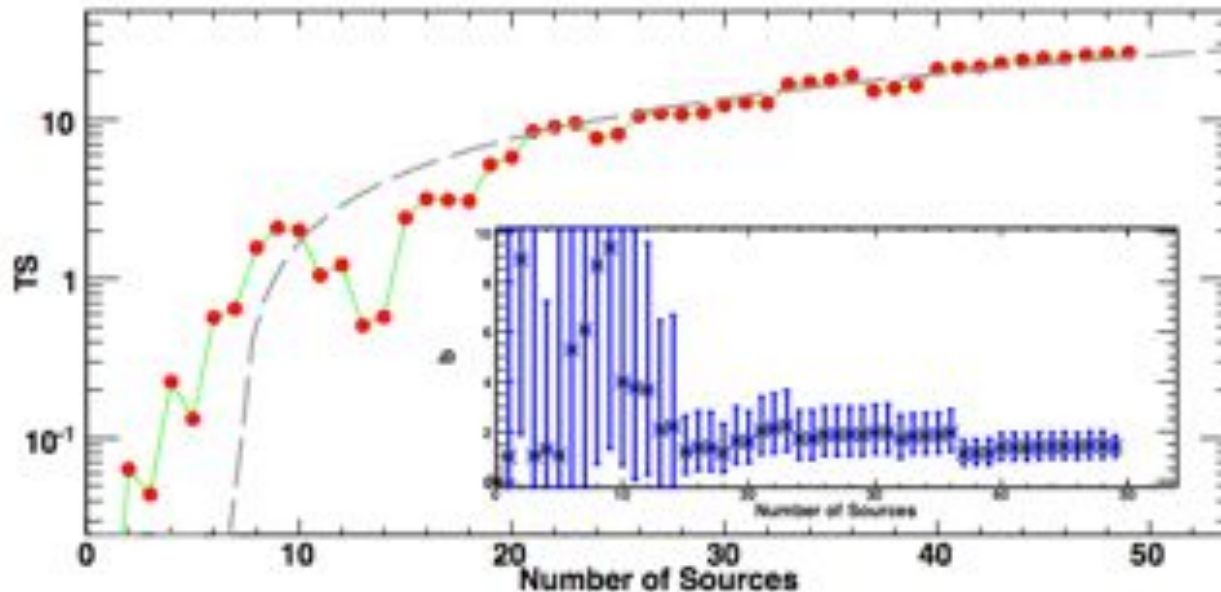
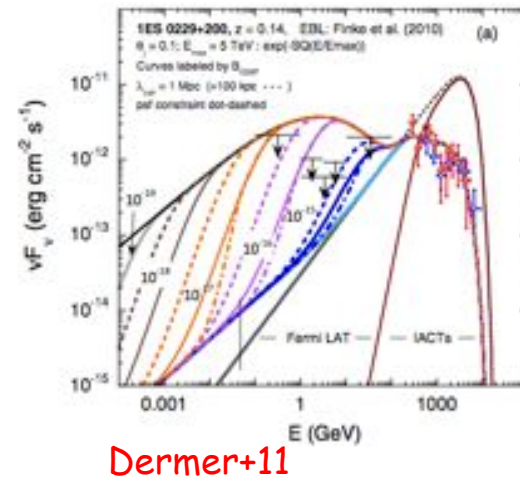
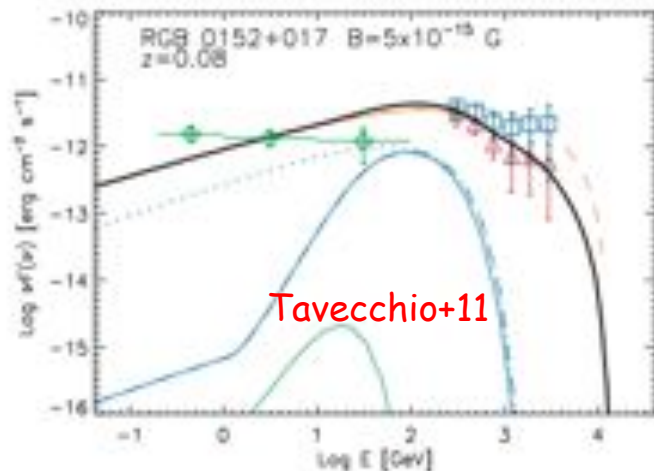


Figure S3 Increase in the TS value of the (renormalized) EBL model of (7) produced in the joint-likelihood fit (to the $0.5 \leq z < 1.6$ interval) while adding one source at a time. The sources have been sorted in redshift (from lowest to highest). The dashed line shows the best-fit linear increase of the TS with the number of sources. The inset shows the best-fit value of the renormalization parameter b applied to the opacity predicted by (7) (see text for details).

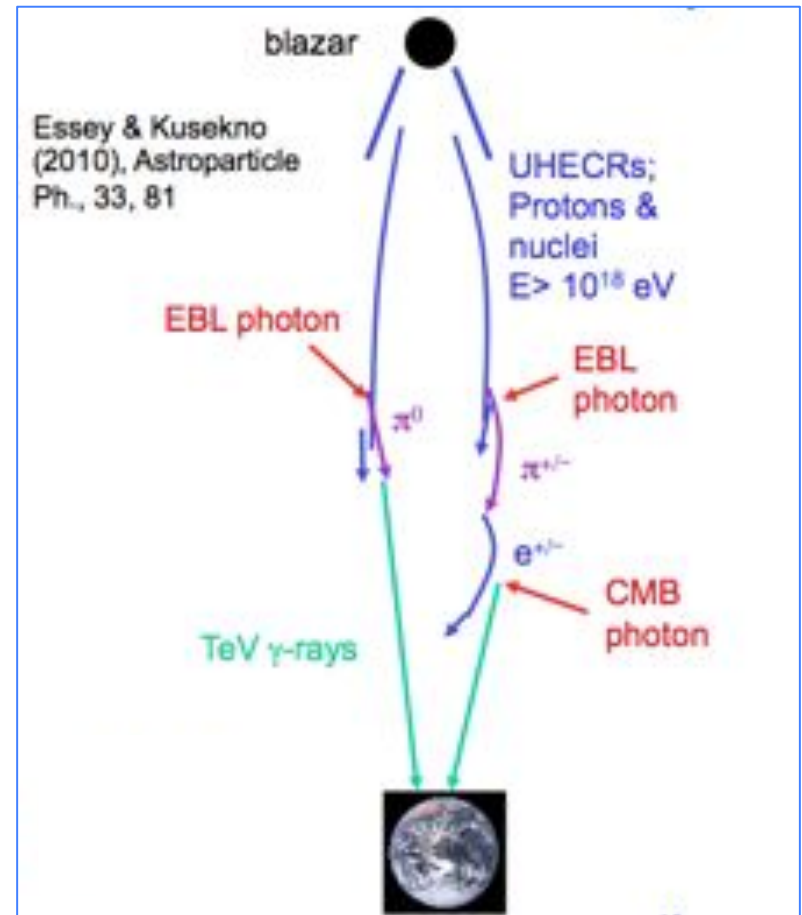
Cascades and IGMF

- Cascade emission of TeV γ rays is reprocessed in the GeV energy range
- It may represent a substantial fraction of the GeV spectrum, depending on:
 - Intensity of the EBL
 - Intensity of the IGMF and its coherent length
 - Position of the high-energy SED peak
- For IGMF of $\geq 10^{-15}$ G (Neronov&Vovk10, Tavecchio11) the cascade component is greatly suppressed
- For IC peaks < 10 TeV (i.e. all but extreme HSPs) the cascade component is not expected to be large



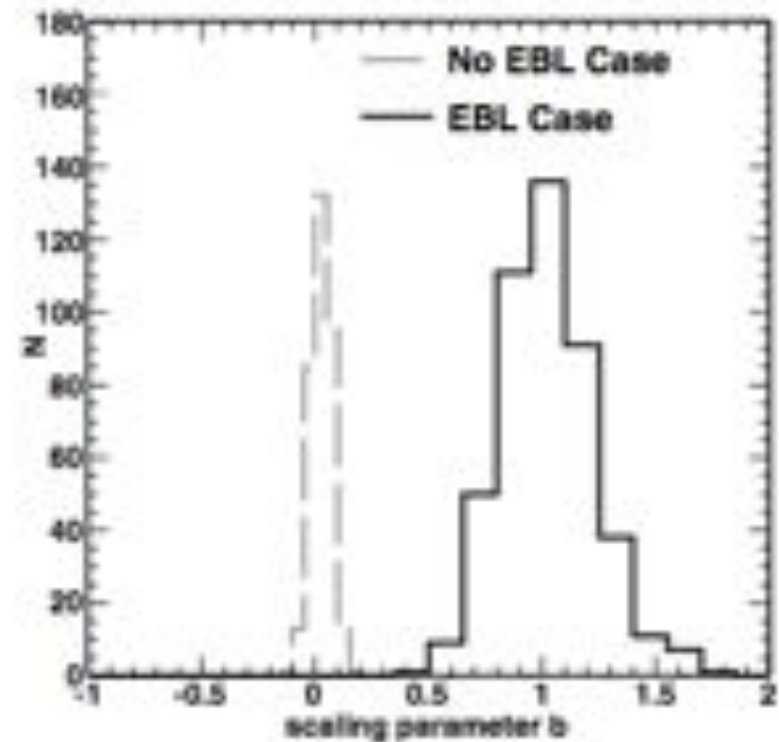
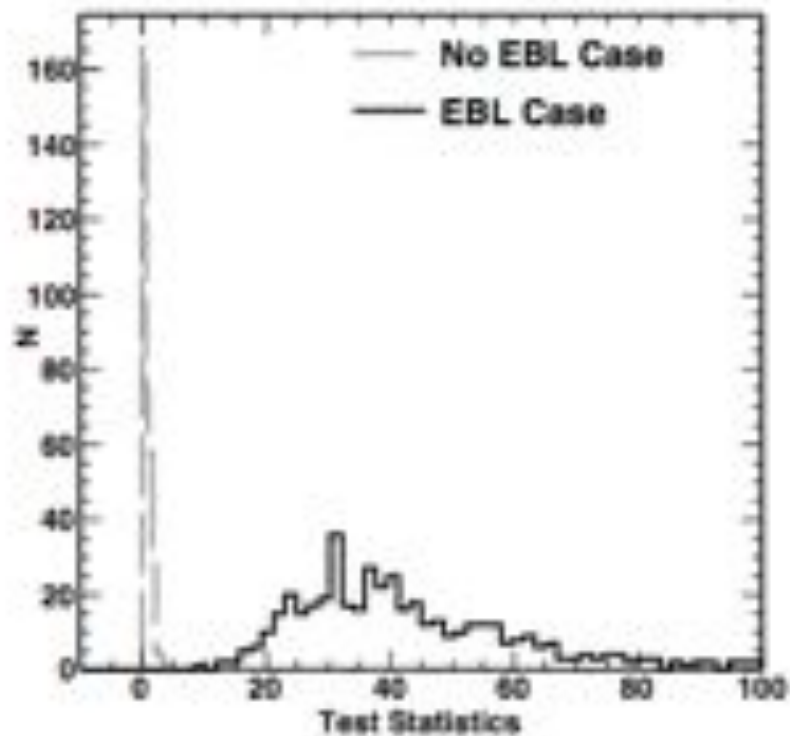
Ultra High Energy Cosmic Rays

- Blazars might be accelerating CRs as well
- CRs would travel further and interact with the EBL/CMB to generate γ rays
- γ -rays would then suffer EBL absorption
- Intense IGMF would deflect cascades out of line-of-sight



Simulations Results

- Analysis validated using Monte Carlo simulations of physical SEDs of blazars based on Fermi observations



Our Approach -- Analysis

- We look for the collective deviation of the spectra of blazars from their *intrinsic* spectra

Source selection

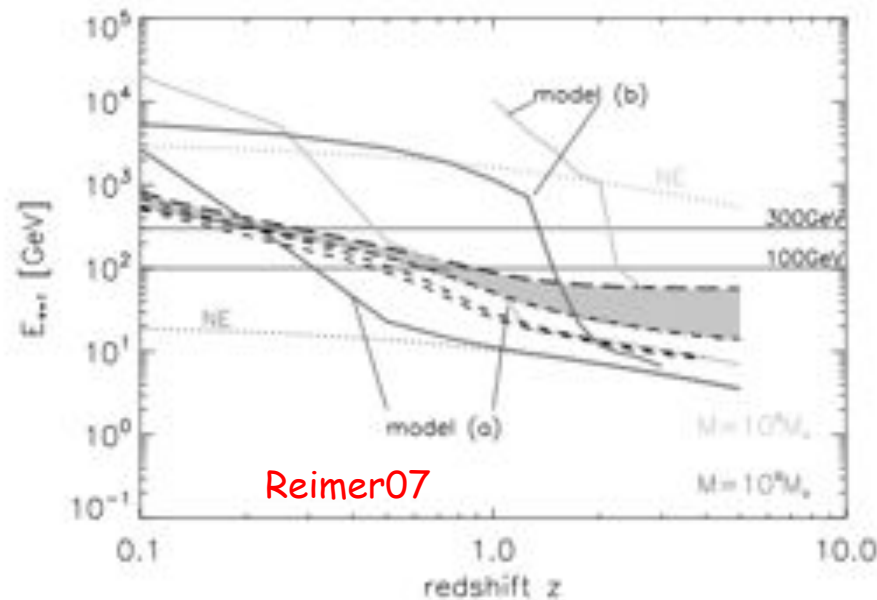
- We select 'non-variable' BL Lacs from 2LAC solely on the 3-10 GeV detection significance
- Advantages:
 - Hard spectrum sources
 - Weak, if any, external photon fields
- Disadvantages:
 - Only ~50% of *Fermi* BL Lacs have redshift in 2LAC
 - But see the talk of M. Shaw for the rest !

Analysis details

- 46months of data (till June 1st)
- P7SOURCE_V6 or P7CLEAN_V6
- zenith angle < 100deg
- ROI radius = 15deg
- Standard P7 diffuse models
- Energy range 1 - 500 GeV

Intrinsic Absorption

- Absorption of gamma rays on the photons of the BLR/disk might show a redshift dependence due to the accretion history of the Universe (Reimer07)
- Most of the signal is in HSPs
- However:
 - If the emission region is far from the core, then no absorption is expected

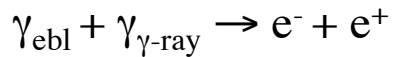


Source selection

- Delicate problem:
 - Ideally we would like to select a population:
 - Whose properties do not change with redshift
 - Is not affected by intrinsic absorption of photons on the BLR/disk
 - Have hard spectra to probe the EBL
- Such selection is impossible:
 - Blazar types change with redshift
 - HSP \rightarrow ISP \rightarrow LSP
- FSRQs are soft, have intense photon fields, are very variable:
 - No ideal candidates
- We select BL Lacs:
 - Advantages:
 - Have hard spectrum
 - We think they might not have strong photon fields
 - Disadvantages:
 - Type evolves with z
 - 50% in 2LAC do not have z

EBL and Gamma Rays

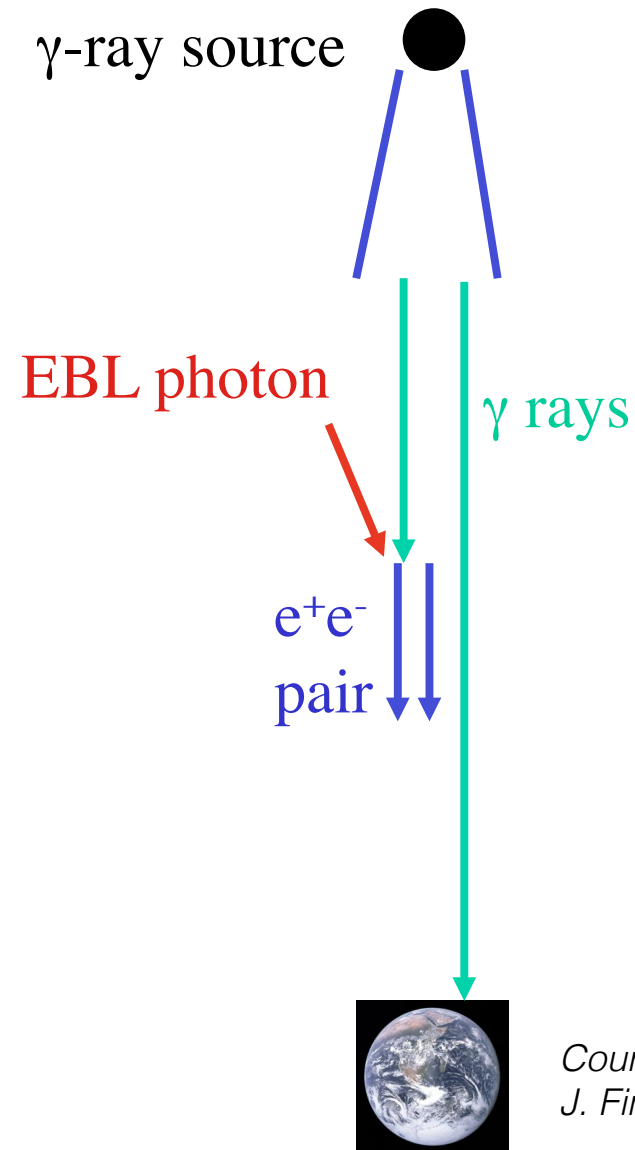
EBL photons extinguish
extragalactic gamma rays.



Gamma rays we see are attenuated by:

$$F_{\text{obs}} = F_{\text{int}} \exp[-\tau_{\gamma\gamma}(E, z)].$$

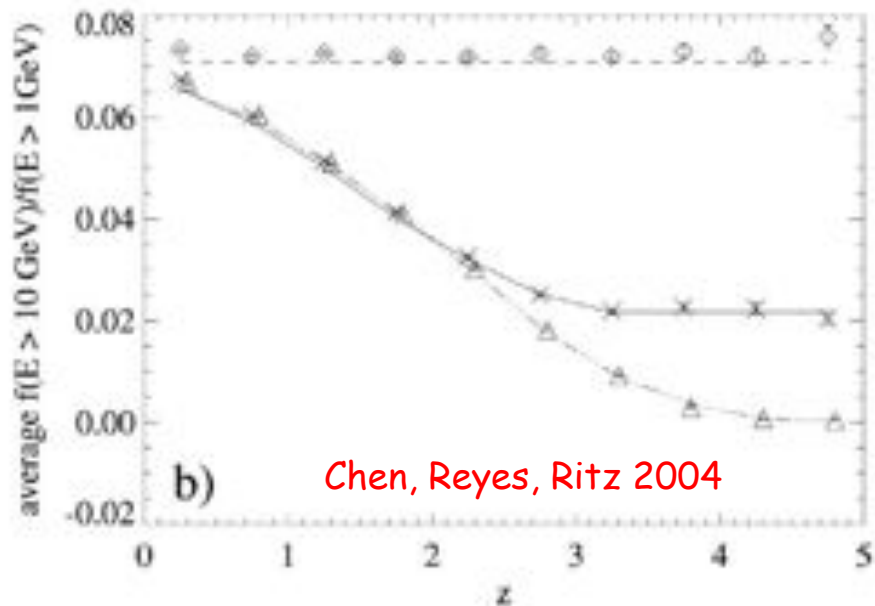
We want to constrain the EBL models [$\tau_{\gamma\gamma}(E, z)$] based on γ -ray observations of blazars.



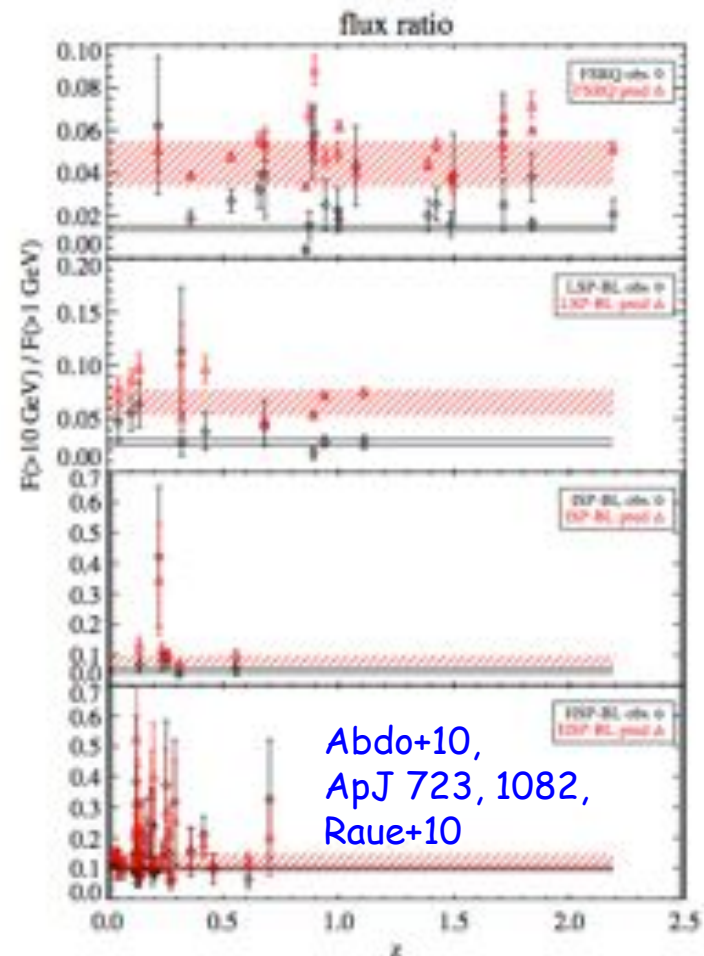
Courtesy
J. Finke

Predictions and Reality

- EBL should cause an energy-dependent suppression of the HE flux which increases for larger redshifts



Reality is far more complex due to the non-standard nature of blazars

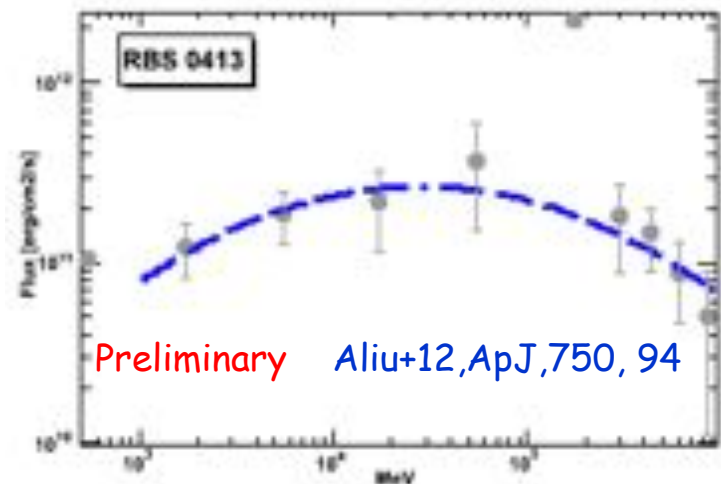
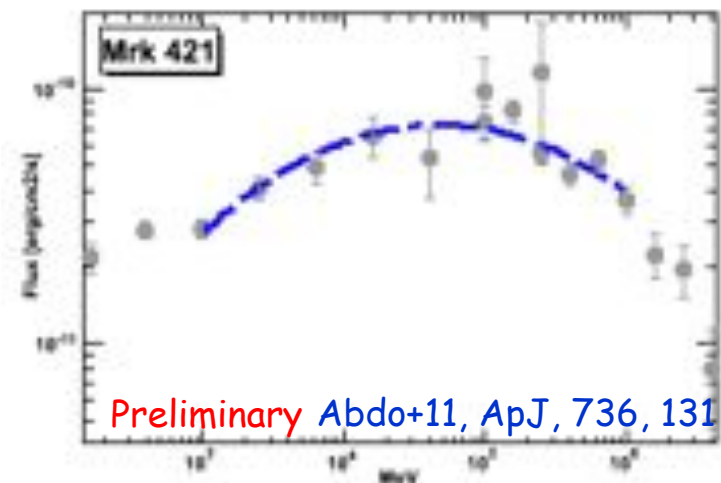
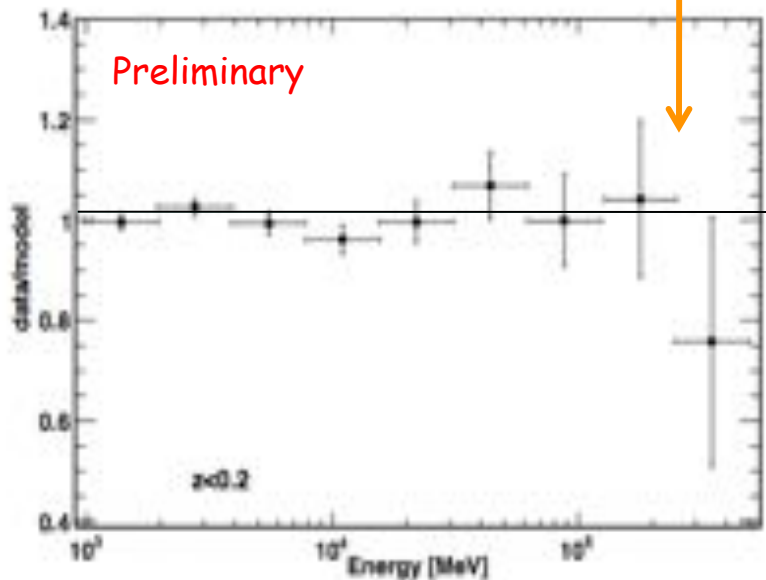


Is the LogParabola good for the intrinsic spec. ?

- Answer: *We believe it is good over the chosen energy range*
 1. For $z < 0.2$, EBL absorption becomes important only for $E > 150 \text{ GeV}$

Evidences

- Fit to GeV - TeV: OK →
- Residuals to $z < 0.2$ fit: flat



Analysis Procedure

- We define 3 redshift bins with 50 members each:
 - $z = 0-0.2, 0.2-0.5, 0.5-1.6$
- All BL Lacs are modeled with a *LogParabola* spectrum
- 3 Steps Procedure:
 1. fit each ROI (1-500 GeV) to optimize all components
 2. re-fit only up to the energy for which EBL absorption is negligible (we call this E_{crit})
 1. This step is needed to determine the properties of the intrinsic spectrum
 3. Combine the likelihoods of each ROI (for a z-bin) and fit "b"

- We evaluate 2 cases:

$$F(E)_{\text{absorbed}} = F(E)_{\text{intrinsic}} \cdot e^{-b \cdot \tau_{\text{model}}}$$

1. Null hypothesis $b=0$: there is no EBL
2. Null hypothesis $b=1$: the model prediction are correct

Our Approach -- Analysis

- We look for the collective deviation of the spectra of blazars from their *intrinsic* spectra

Source selection

- We select 'non-variable' BL Lacs from 2LAC solely on the 3-10 GeV detection significance
- Advantages:
 - Hard spectrum sources
 - Weak, if any, external photon fields
- Disadvantages:
 - Only ~50% of *Fermi* BL Lacs have redshift in 2LAC
 - But see the talk of M. Shaw for the rest !

Analysis details

- 46months of data (till June 1st)
- P7SOURCE_V6 or P7CLEAN_V6
- zenith angle < 100deg
- ROI radius = 15deg
- Standard P7 diffuse models
- Energy range 1 - 500 GeV